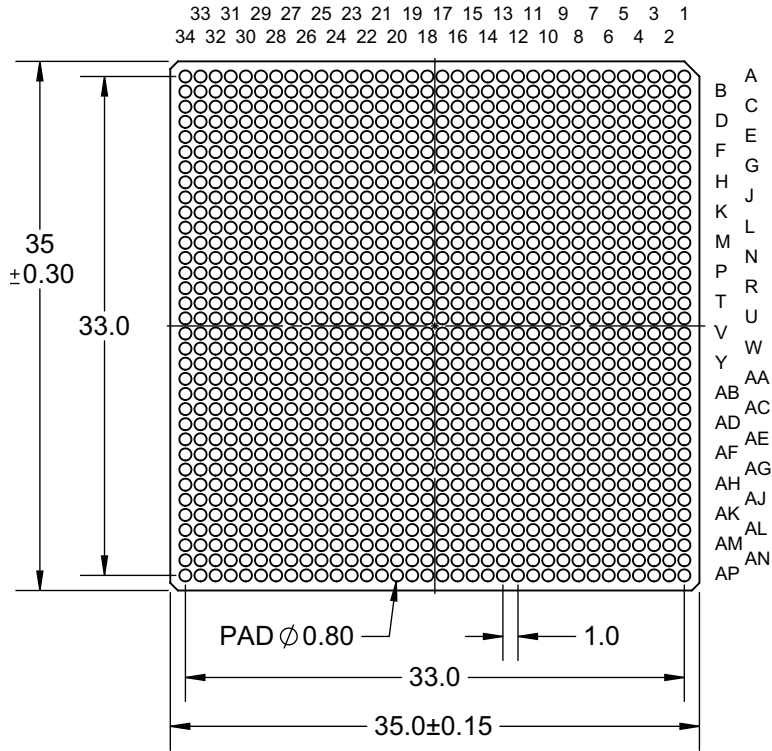
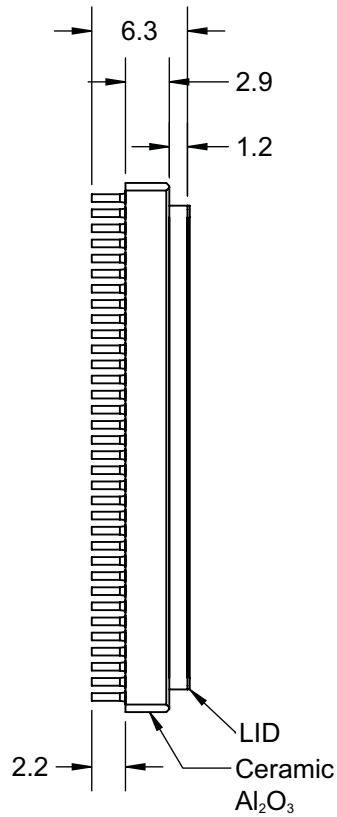


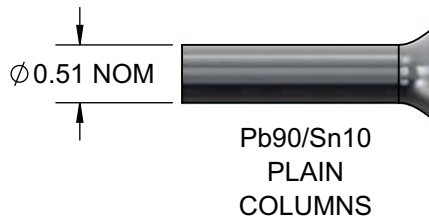
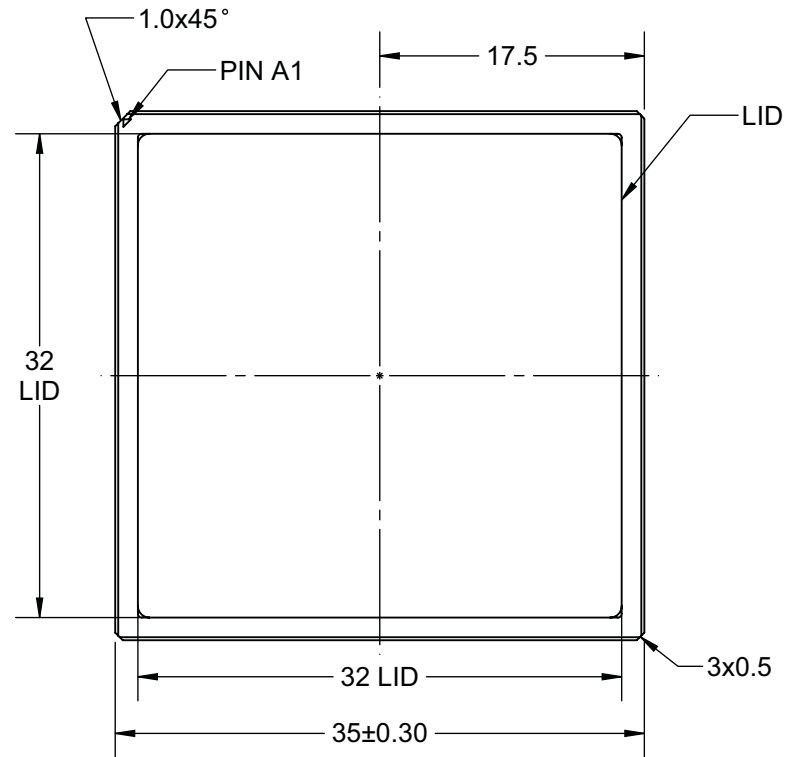
### BOTTOM VIEW



### SIDE VIEW



### TOP VIEW




- Notes: (Unless Otherwise Specified).  
 1) DIMENSIONS ARE IN mm.  
 2) SHOWN WITH COLUMNS.  
 3) SHOWN WITH LID COVER ATTACHED.

PART NUMBER OPTIONS			
PART NUMBER	DIE	SOLDER PIN	LID
CCGA1156T1.0A-DC349D	YES	YES	YES


APPROVALS	DATE	<b>TopLine®</b>			
DRAWN T.Au	4/12/2020				
ENG M. Hart	4/12/2020	TITLE CCGA1156T1.0A-DC349D COLUMN GRID ARRAY			
MFG		SCALE	SIZE	DRAWING NO.	REV
QA		2:1	A	160139	A
CUST		DO NOT SCALE DRAWING			SHEET 1 OF 4
REVISED					

# DAISY CHAIN PATTERN

## COLUMN (PAD) VIEW



## BOTTOM X-RAY VIEWED FROM TOP



**TopLine®**

TITLE CCGA1156T1.0A-DC349D  
COLUMN GRID ARRAY

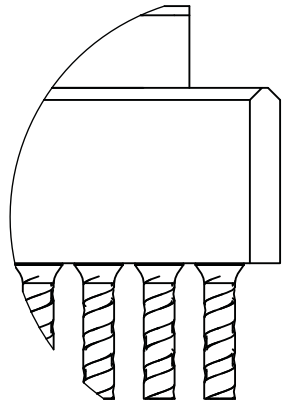
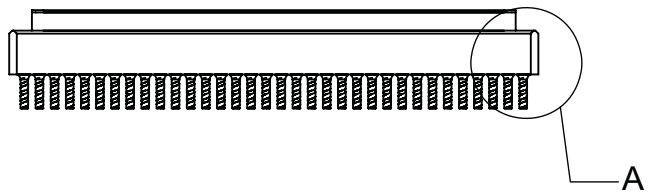
SCALE 3.5:1	SIZE A	DRAWING NO. 160139	REV A
----------------	-----------	-----------------------	----------

DO NOT SCALE DRAWING

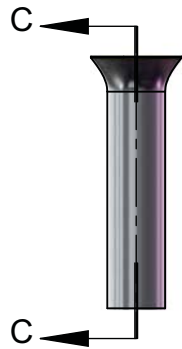
SHEET 2 OF 4



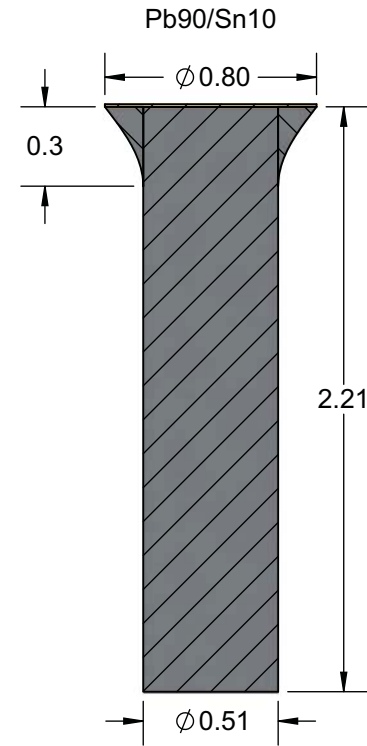
# SOLDER COLUMN



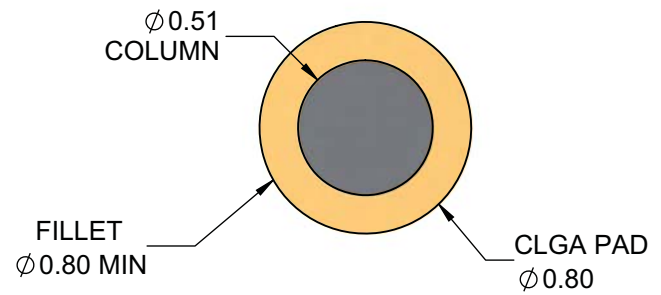
DETAIL A  
SCALE 8 : 1



Pb90/Sn10  
SCALE 15:1




SECTION C-C  
SCALE 35 : 1




<b>TopLine®</b>			
TITLE CCGA1156T1.0A-DC349D COLUMN GRID ARRAY			
SCALE 4:1	SIZE A	DRAWING NO. 160139	REV A
DO NOT SCALE DRAWING			SHEET 3 OF 4

**MODEL**  
**CCGA1156T1.0A-DC349D**  
**Pb90/Sn10 PLAIN COLUMNS**



**BOTTOM**



**TOP**

<b>TopLine<sup>®</sup></b>			
TITLE		CCGA1156T1.0A-DC349D COLUMN GRID ARRAY	
SCALE	SIZE	DRAWING NO.	REV
2.5:1	A	160139	A
DO NOT SCALE DRAWING			SHEET 4 OF 4