




<u>PADS</u>	<u>PITCH</u>	<u>SIZE</u>	<u>MATRIX</u>	<u>ROWS</u>	<u>CENTER</u>	<u>MAT'L</u>
625	1.27mm	32.5mm SQ	25 x 25mm	full	full	ceramic

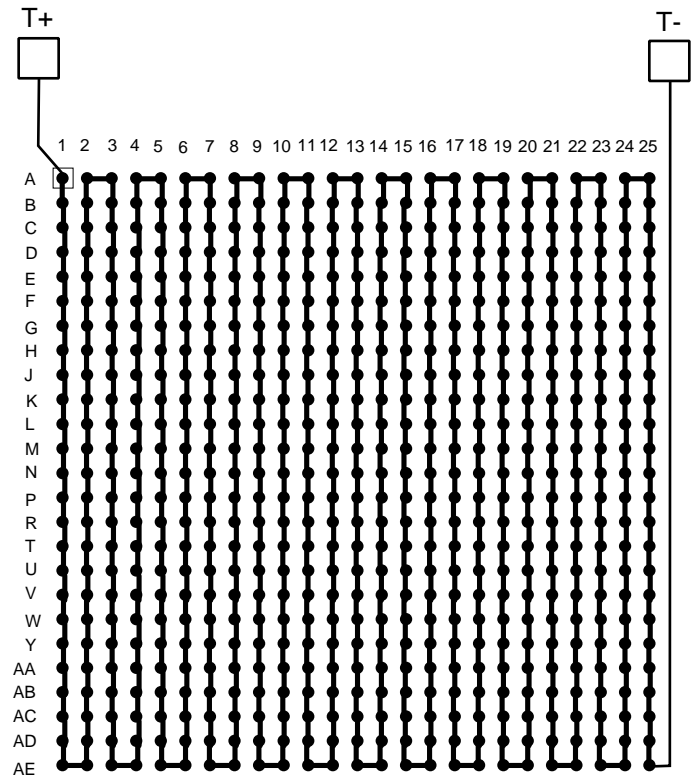
PAD VIEW



BOTTOM SIDE (TOP X-RAY VIEW)



TEST VEHICLE BOARD



AFTER MOUNTING TO TEST BOARD

CLGA625T1.27A-DC81 Substrate

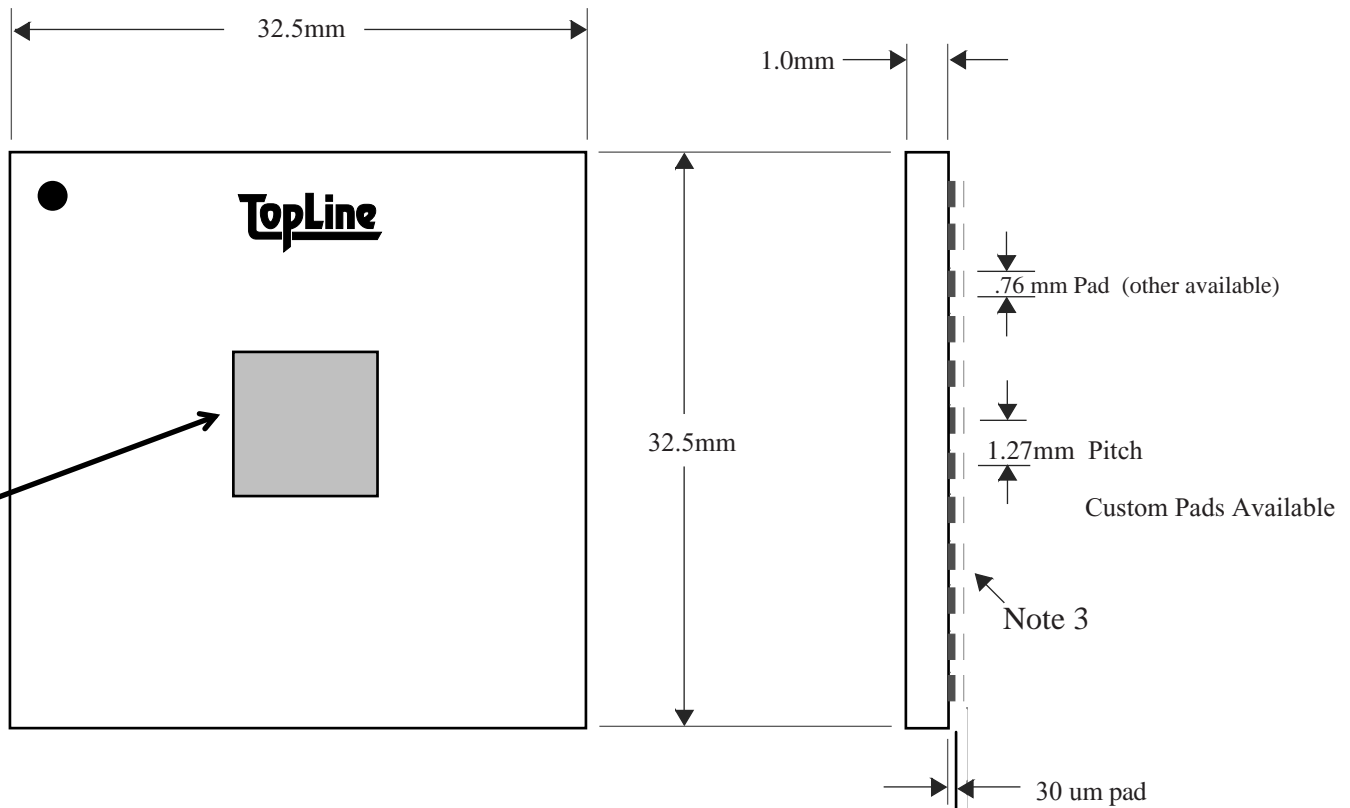


<u>PADS</u>	<u>PITCH</u>	<u>SIZE</u>	<u>MATRIX</u>	<u>ROWS</u>	<u>CENTER</u>	<u>MAT'L</u>
625	1.27mm	32.5mm SQ	25 x 25	full	full	ceramic

TEL 1-714-898-3830
info@topline.tv

TOP VIEW

SIDE VIEW



NOTES		REVISIONS		
Note 1	TopLine logo and part number Black ink	Rev	Date	Changes
Note 2	A1 locator mark positioned in corner			
Note 3	Pad Material: Pt/Ag95 (other available)	PACKAGING TRAYS		
Note 4	Substrate Material: Ceramic 96% Alumina	Tray BGATRAY32.5mm-3x8		
Note 5	Substrate for solder column attach	Tray Quantity 24		