


SECTION A-A
SCALE 5 : 1


Notes: (Unless Otherwise Specified).

- 1) ALL DIMENSIONS ARE IN MM.
- 2) SOLDER BALL ALLOY: SEE PART NUMBER TABLE.
- 3) BALL DIAMETER (BEFORE REFLOW): 0.50 mm (19.7 MIL).
- 4) SOLDER MASK DEFINED PAD SRO 0.406 mm (16 MIL).
- 5) PAD Cu DIAMETER: 0.508 mm (20 MIL).
- 6) SUBSTRATE MATERIAL: BT (ALTERNATE FR4).
- 7) DUMMY DIE IS OPTIONAL.
- 8) BALL PATTERN (SEE PAGE 2).
- 9) MSL-3 RECOMMENDED BAKING 24 HOURS @ 125°C TO REMOVE MOISTURE PRIOR SOLDERING TO PC BOARD.


PART NUMBER TABLE				
PART NUMBER	BALL ALLOY	BALL CODE	RoHS	Si DIE
SBGA484T.8C-DC229AD-CN	Sn96.5/Ag3.0/Cu0.5	SAC305	YES	YES
SBGA484T8-DC229AD-CN	Sn63/Pb37	Sn63	NO	YES

APPROVALS	DATE				
DRAWN T.Au	6/15/2021				
ENG M. Hart	6/15/2021	TITLE SBGA484T.8C-DC229AD-CN DAISY CHAIN			
MFG		SCALE 5:1	SIZE A	DRAWING NO. 582299	REV A
QA		DO NOT SCALE DRAWING			SHEET 1 OF 6
CUST					
REVISED					

BALL VIEW



BOTTOM SIDE (TOP X-RAY VIEW)




Notes:


- 1) PCB BOARD DIMENSIONS ARE PRESENTED ONLY AS A GUIDELINE. DESIGNERS SHOULD USE THEIR OWN EXPERIENCE WHEN DESIGNING PCB.
- 2) PCB Cu BALL PAD DIAMETER 0.50 mm (19.7 MIL).
- 3) SMD (SOLDER MASK DEFINED) PAD OPENING: 0.406 mm (16 MIL).
- 4) PCB TRACING LINE WIDTH 0.152 mm [6 MIL].

TopLine®			
TITLE SBGA484T.8C-DC229AD-CN DAISY CHAIN			
SCALE 6:1	SIZE A	DRAWING NO. 582299	REV A
DO NOT SCALE DRAWING			SHEET 2 OF 6

**MODEL
BGA WITH BALL**



TOP



BALL

TopLine[®]


TITLE SBGA484T.8C-DC229AD-CN
DAISY CHAIN

SCALE 5:1	SIZE A	DRAWING NO. 582299	REV A
--------------	-----------	-----------------------	----------


DO NOT SCALE DRAWING

SHEET 3 OF 6

**MODEL
LGA WITHOUT BALL**

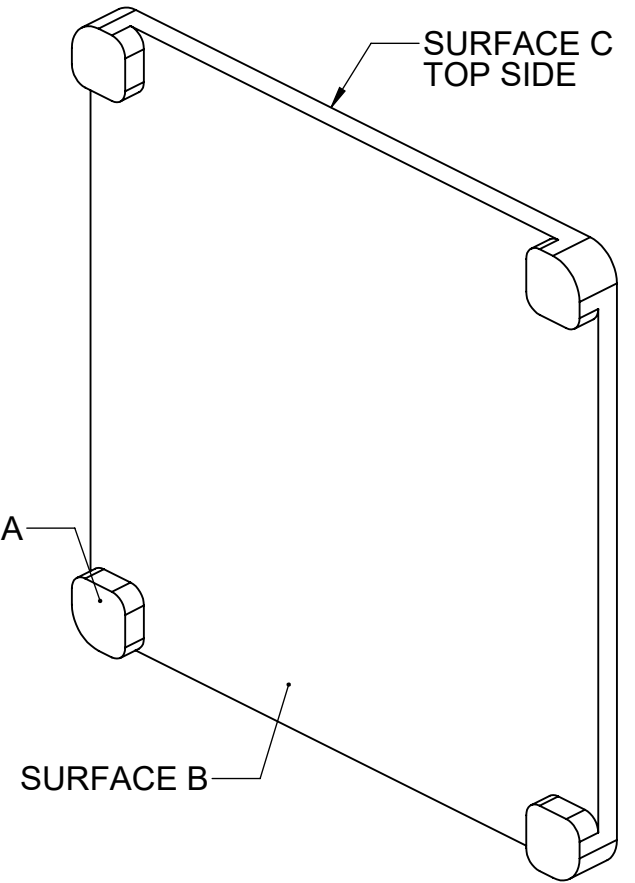
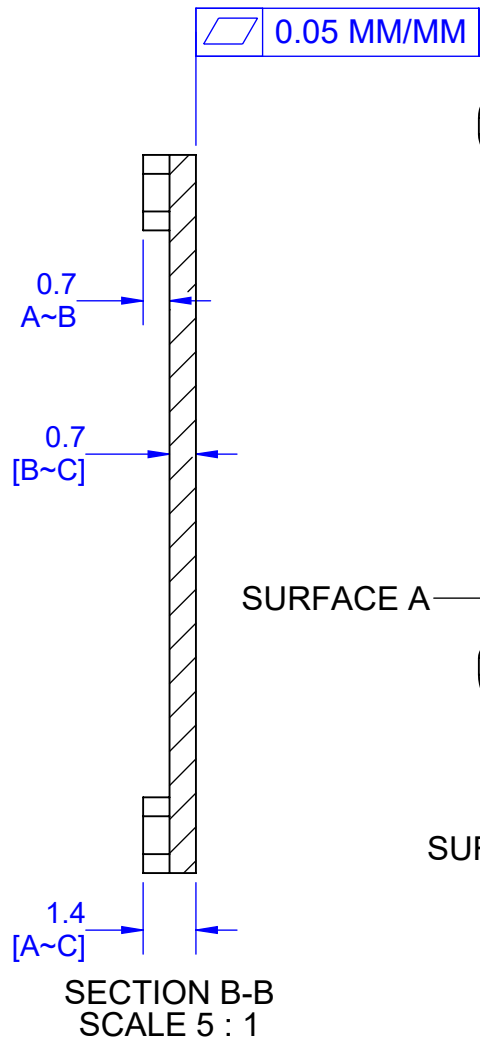
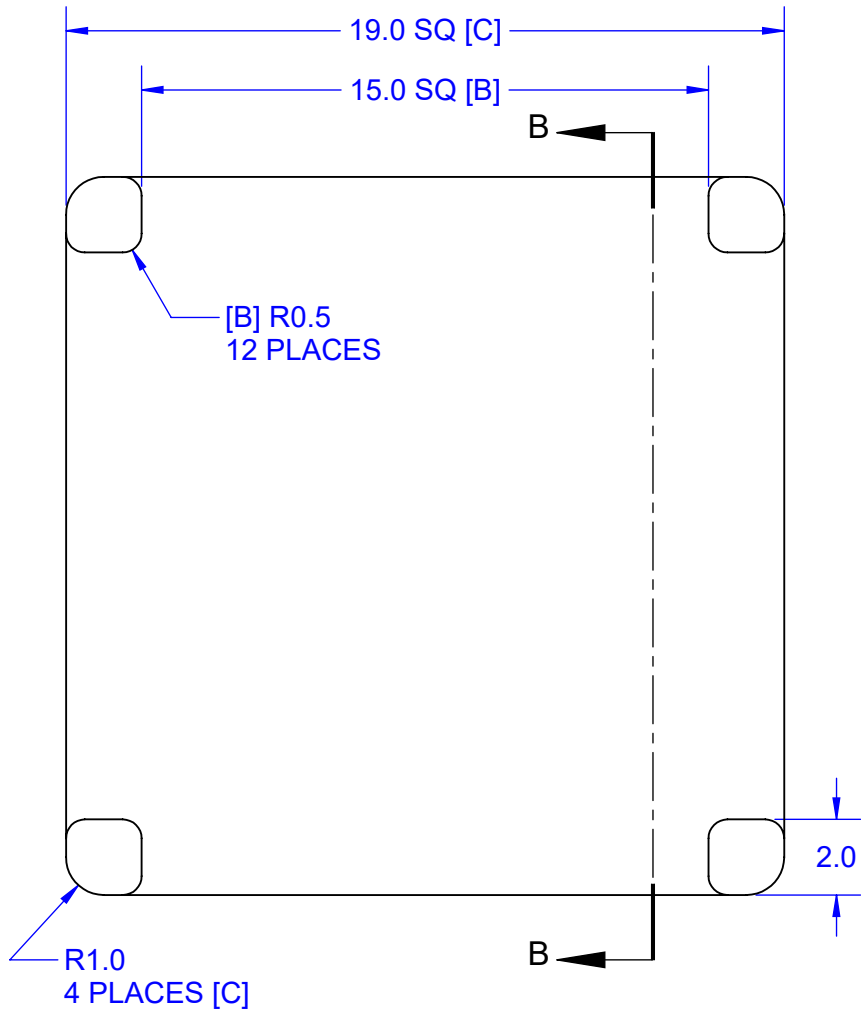


TOP



BOTTOM

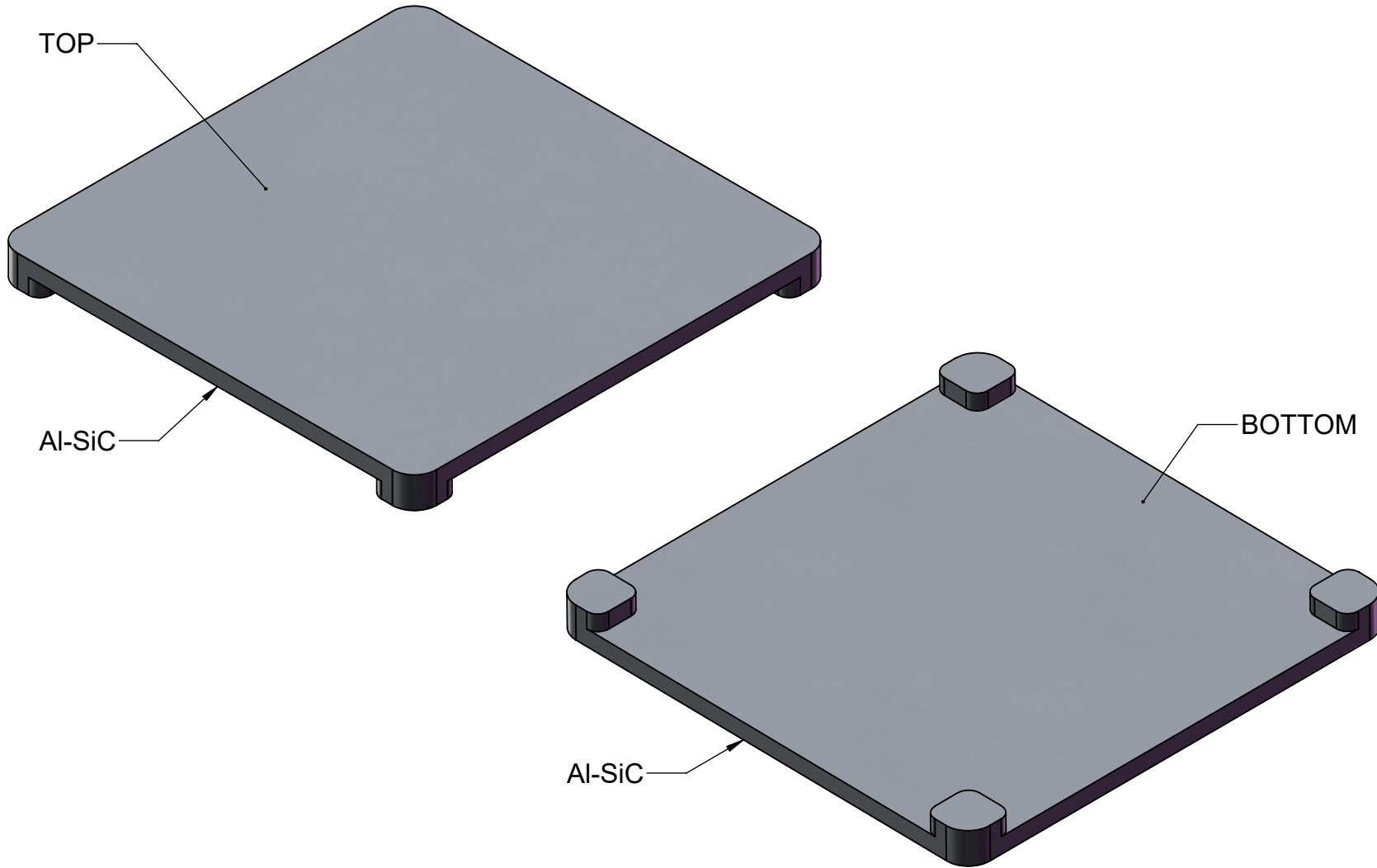
TopLine[®]			
TITLE SBGA484T.8C-DC229AD-CN DAISY CHAIN			
SCALE 5:1	SIZE A	DRAWING NO. 582299	REV A
DO NOT SCALE DRAWING			SHEET 4 OF 6



1. DIMENSION MM (UNLESS OTHERWISE STATED).
2. MATERIAL AISiC-8.
3. TOLERANCE $\pm 0.27\text{mm}$.
4. PLATING: ELECTROLESS NICKEL 4~8 μm .

APPROVALS	DATE	TopLine [®]			
DRAWN T. Au	6/15/2021				
ENG M. Hart	6/15/2021	TITLE CN-CAP19-A HEAT SPREADER			
MFG		SCALE 5:1	SIZE A	DRAWING NO.	REV
QA				111190	A
CUST		DO NOT SCALE DRAWING		SHEET 5 OF 6	
REVISED					

MODEL



TopLine[®]			
TITLE		CN-CAP19-A HEAT SPREADER	
SCALE	SIZE	DRAWING NO.	REV
5:1	A	111190	A
DO NOT SCALE DRAWING			SHEET 6 OF 6