


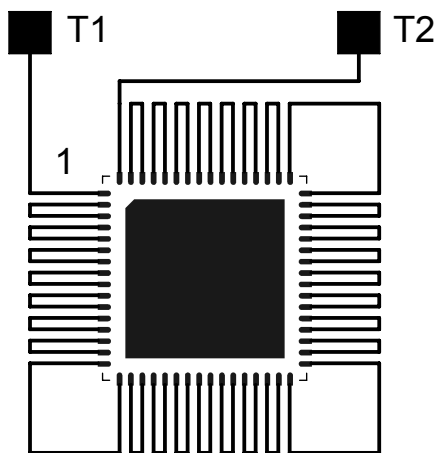
64L QFN DAISY CHAIN TOP VIEW

QFN DAISY CHAIN
INTERNAL CONNECTIONS

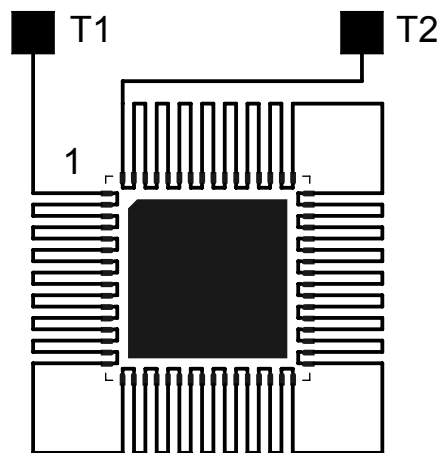


DAISY CHAIN
NET LIST

PINS	PINS	PINS
1 ~ 2	3 ~ 4	5 ~ 6
7 ~ 8	9 ~ 10	11 ~ 12
13 ~ 14	15 ~ 16	17 ~ 18
19 ~ 20	21 ~ 22	23 ~ 24
25 ~ 26	27 ~ 28	29 ~ 30
31 ~ 32	33 ~ 34	35 ~ 36
37 ~ 38	39 ~ 40	41 ~ 42
43 ~ 44	45 ~ 46	47 ~ 48
49 ~ 50	51 ~ 52	53 ~ 54
55 ~ 56	57 ~ 58	59 ~ 60
61 ~ 62	63 ~ 64	



RECOMMENDED
PCB PADS



AFTER MOUNTING
ON PCB

NOTES:

1. DAISY CHAIN WIRE BONDED TO INTERNAL PADS.
2. SEE NET LIST FOR CONNECTIONS BETWEEN PINS.
3. DRAWING NOT TO SCALE.

TopLine®			
TITLE 64L QFN - DAISY CHAIN PIN CONNECTIONS			
SCALE	SIZE A	DRAWING NO. 126417	REV A
DO NOT SCALE DRAWING			SHEET 1 OF 1