

Notes: (Unless Otherwise Specified).
 1) DIMENSIONS mm.

APPROVALS	DATE	TopLine®			
DRAWN T. Au	11/13/2021				
ENG M. Hart	11/13/2021	TITLE TSOP40-DE TYPE 1 DAISY CHAIN (T1)			
MFG		SCALE	SIZE	DRAWING NO.	REV
QA		7:1	A	450401	A
CUST		DO NOT SCALE DRAWING		SHEET 1 OF 5	
REVISED					


DAISY CHAIN NET LIST

PIN
1 ~ 2
3 ~ 4
5 ~ 6
7 ~ 8
9 ~ 10
11 ~ 12
13 ~ 14
15 ~ 16
17 ~ 18
19 ~ 20
21 ~ 22
23 ~ 24
25 ~ 26
27 ~ 28
29 ~ 30
31 ~ 32
33 ~ 34
35 ~ 36
36 ~ 38
39 ~ 40

DAISY CHAIN PATTERN

40

21



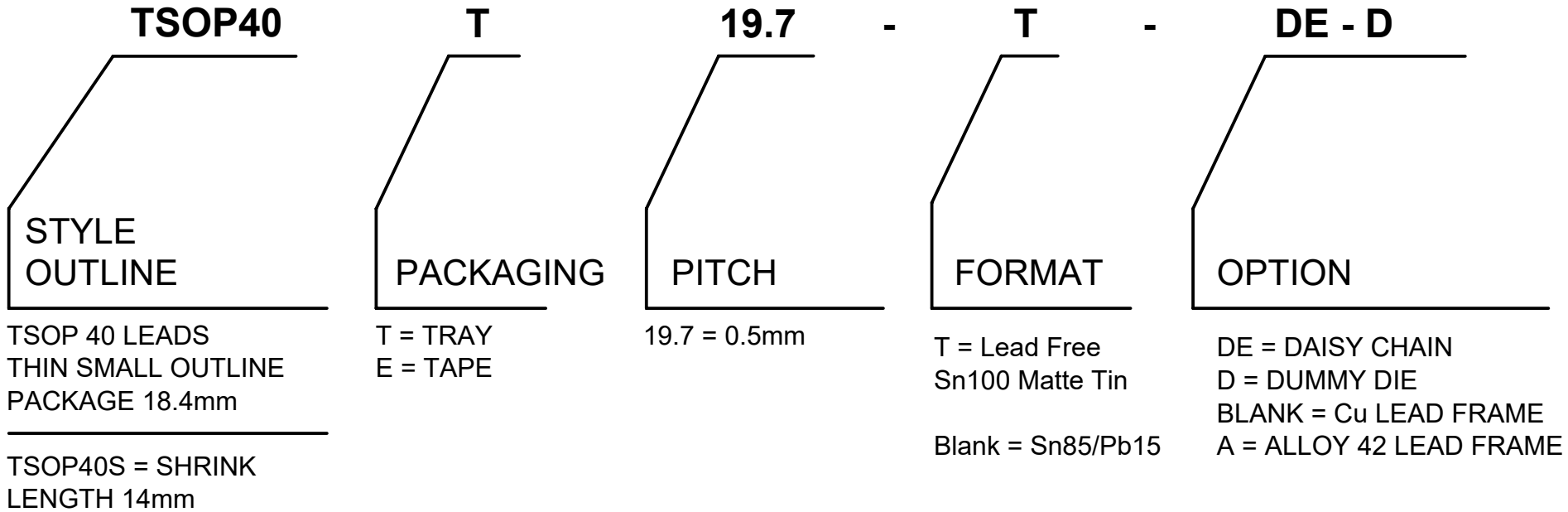
PIN 1

20

TopLine[®]

TITLE		TSOP40-DE TYPE 1 DAISY CHAIN (T1)	
SCALE	SIZE	DRAWING NO.	REV
8:1	A	450401	A
DO NOT SCALE DRAWING		SHEET 3 OF 5	

**PART NUMBERING SYSTEM
TYPE T1**

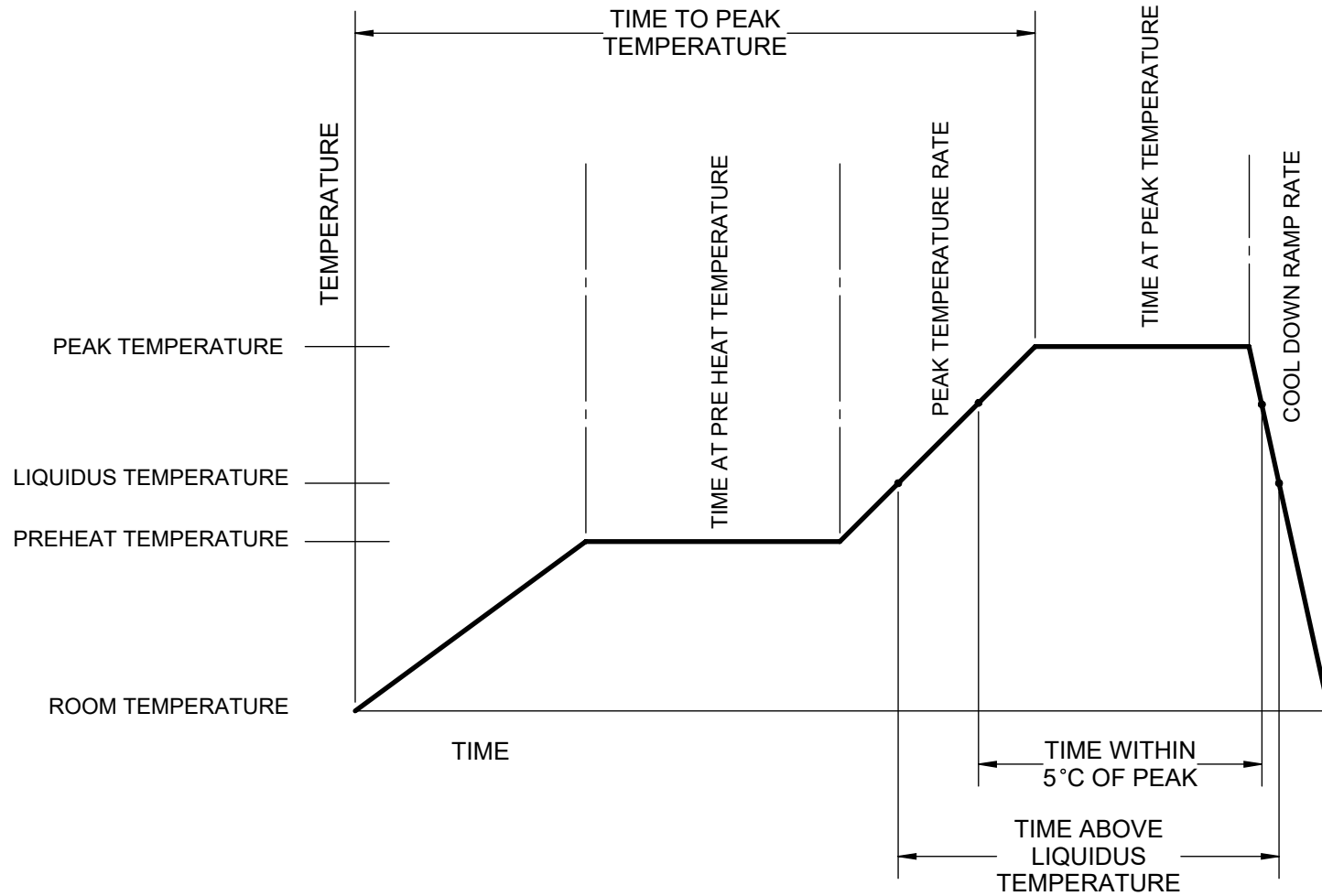


PART NUMBER	DAISY CHAIN	NOTES	RoHS Pb-FREE	MSL LEVEL
TSOP40T19.7-T-DE-D	YES	SEE NET LIST	YES	1
TSOP40T19.7-T-D	NO	DUMMY DIE	YES	1
TSOP40ST19.7-T-DE-D	YES	SEE NET LIST	YES	1

CONTACT TOPLINE FOR OTHER CONFIGURATIONS.

TopLine®			
TITLE		TSOP40-DE TYPE 1 DAISY CHAIN (T1)	
SCALE	SIZE	DRAWING NO.	REV
NONE	A	450401	A
DO NOT SCALE DRAWING			SHEET 4 OF 5

LEAD FREE REFLOW PROFILE OF SMD PACKAGE



DESCRIPTION	REQUIREMENT
AVERAGE PREHEAT RAMP RATE	3 °C/SECOND MAXIMUM
PREHEAT TEMPERATURE	150 °C MAXIMUM, 200 °C MAXIMUM
PREHEAT TIME	60 TO 80 SECONDS
RAMP TO PEAK	3 °C/SECOND MAXIMUM
TIME OVER LIQUIDUS (217°C)	60 TO 150 SECONDS
PEAK TEMPERATURE	260 °C +0/-5 °C
TIME WITHIN 5°C OF PEAK	20 TO 40 SECONDS
RAMP - COOL DOWN	6 °C/SECONDS MAXIMUM
TIME 25°C TO PEAK	8 MINUTES MAXIMUM

TopLine[®]			
TITLE		TSOP40-DE TYPE 1 DAISY CHAIN (T1)	
SCALE	SIZE	DRAWING NO.	REV
NONE	A	450401	A
DO NOT SCALE DRAWING			SHEET 5 OF 5