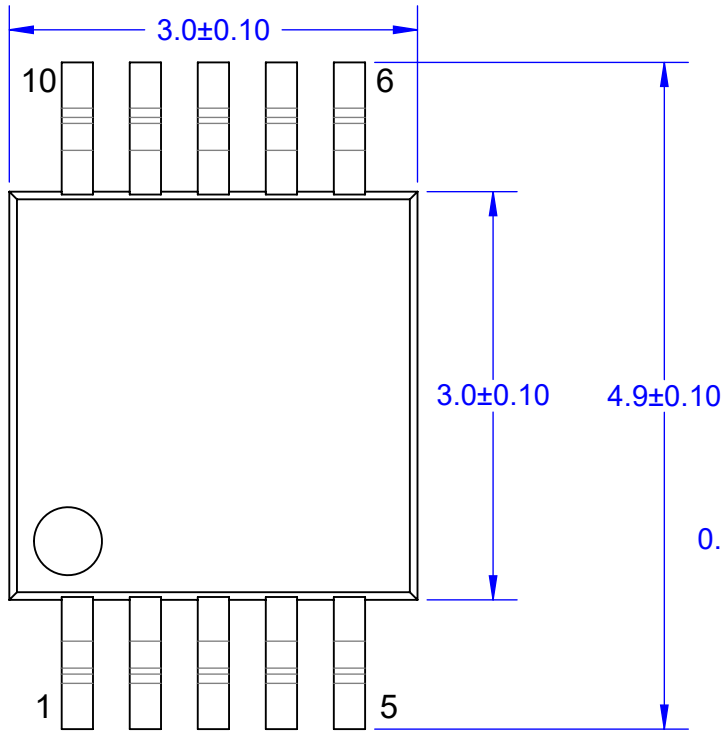
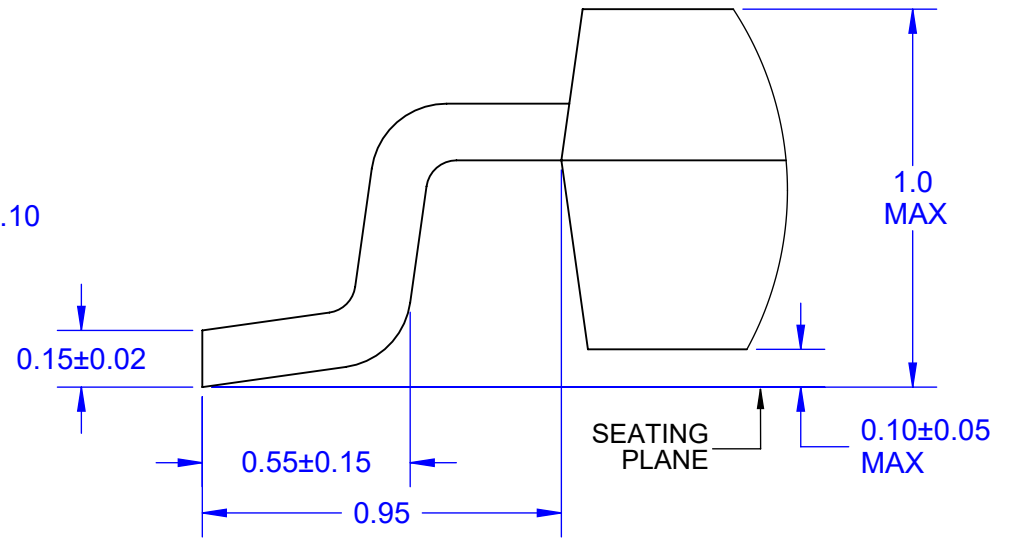


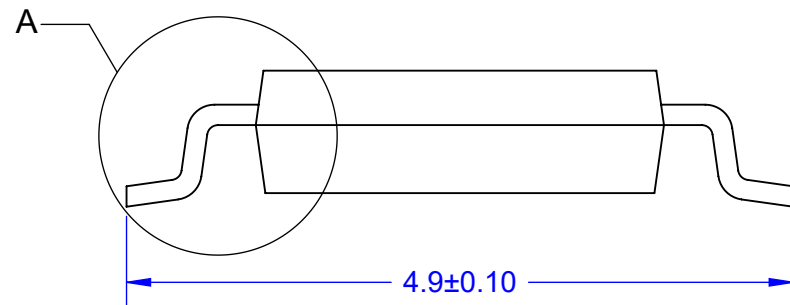
### TOP VIEW



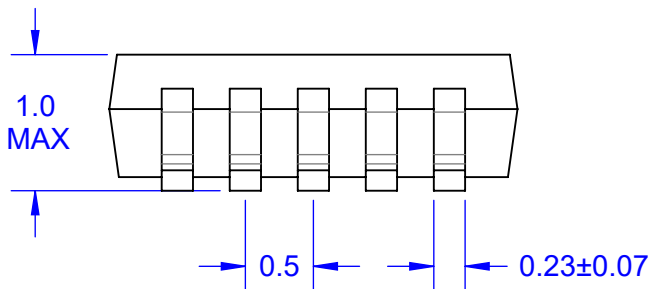
### DETAIL A



### END VIEW



### SIDE VIEW

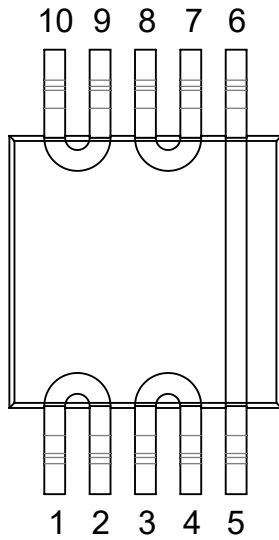


Notes: (Unless Otherwise Specified)


1. DIMENSIONS ARE IN mm.
2. SEE DAISY CHAIN JUMPER DIAGRAMS (PAGE 2).
3. SEE PART NUMBER CONFIGURATION (PAGE 3).
4. RECOMMENDED PC BOARD LAYOUT PATTERN (PAGE 5).
5. REF: TSSOP10 = VSSOP10 = MSOP10 = SOT552-1.

APPROVALS	DATE	<b>TopLine®</b>			
DRAWN T.Au	3/09/2024				
ENG M. Hart	3/09/2024	TITLE TSSOP10 OUTLINE PACKAGE			
MFG		SCALE	SIZE	DRAWING NO.	REV
QA		18:1	A	121033	A
CUST		DO NOT SCALE DRAWING			SHEET 1 OF 6
REVISED					

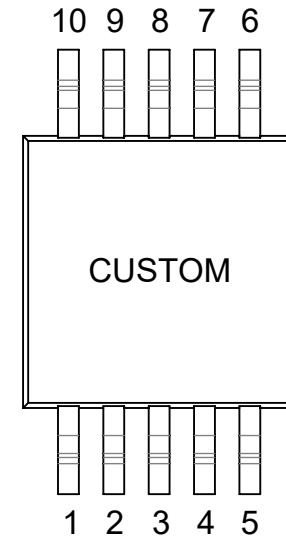
# INTERNAL WIRING CIRCUIT (JUMPER) DAISY CHAIN PART NUMBER SUFFIX TOP VIEW



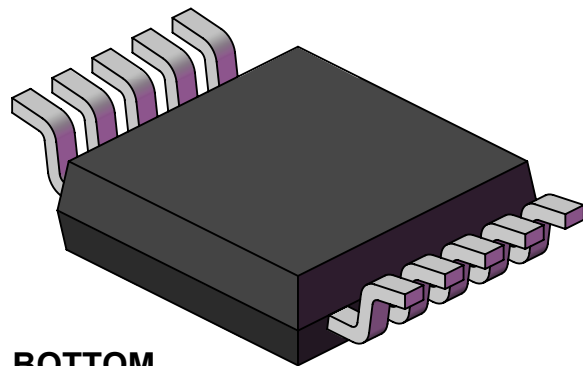
**DE**  
DAISY CHAIN  
EVEN



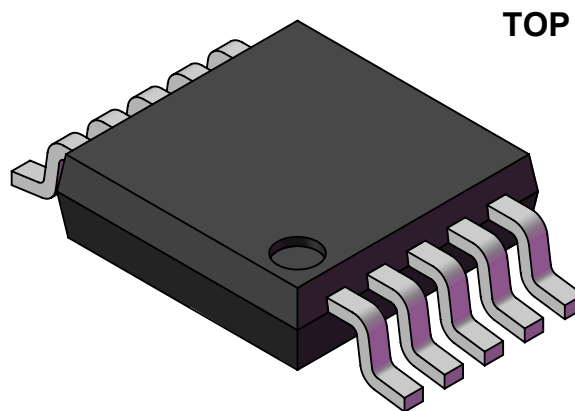
**ISO**  
ISOLATED CIRCUIT  
NO INTERNAL  
CONNECTIONS



**DC##**  
CUSTOM JUMPER  
CONTACT TOPLINE



**BOTTOM**

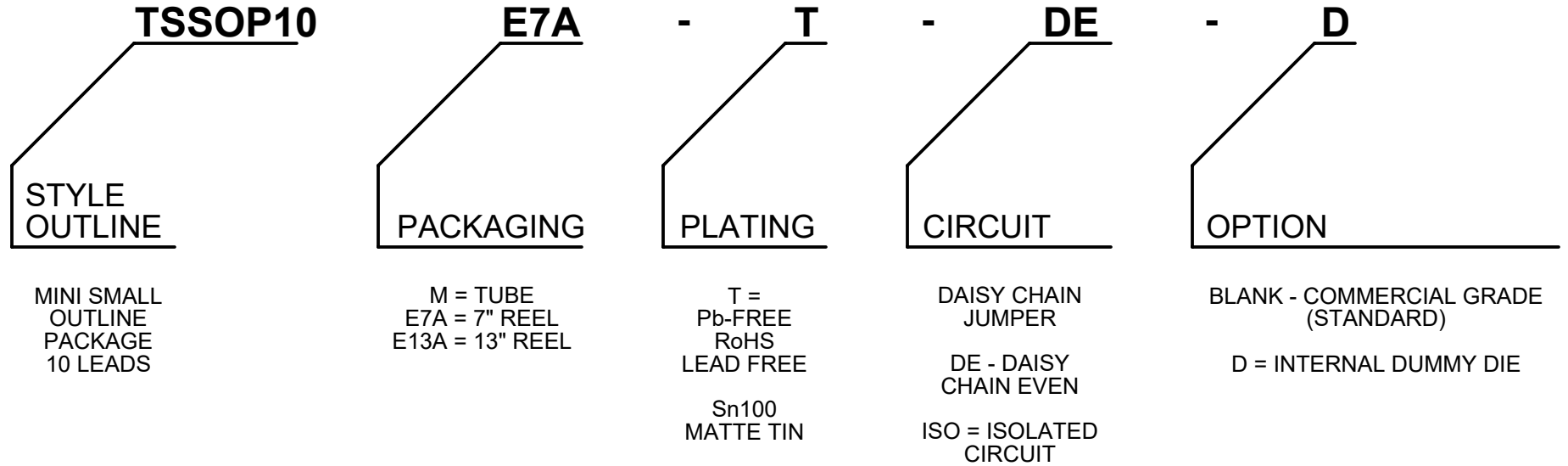


**TOP**

**MODEL**

<b>TopLine®</b>			
TITLE TSSOP10 OUTLINE PACKAGE			
SCALE 12:1	SIZE A	DRAWING NO. 121033	REV A
DO NOT SCALE DRAWING			SHEET 2 OF 6

## PART NUMBERING SYSTEM

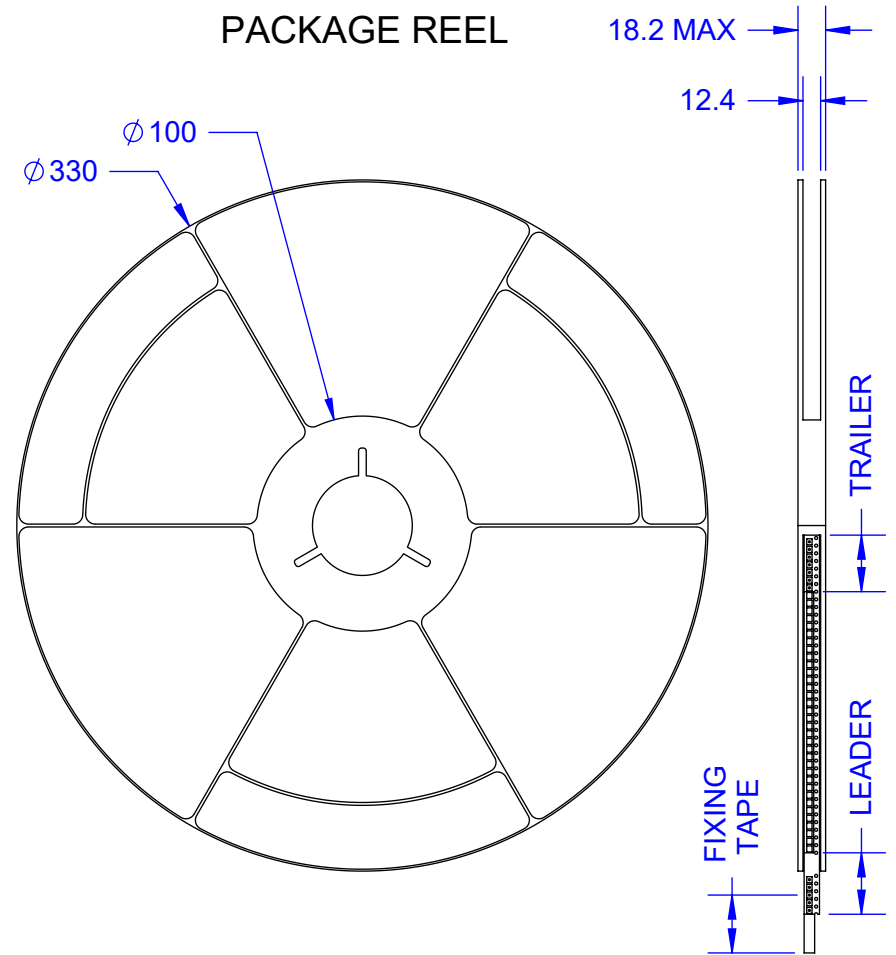
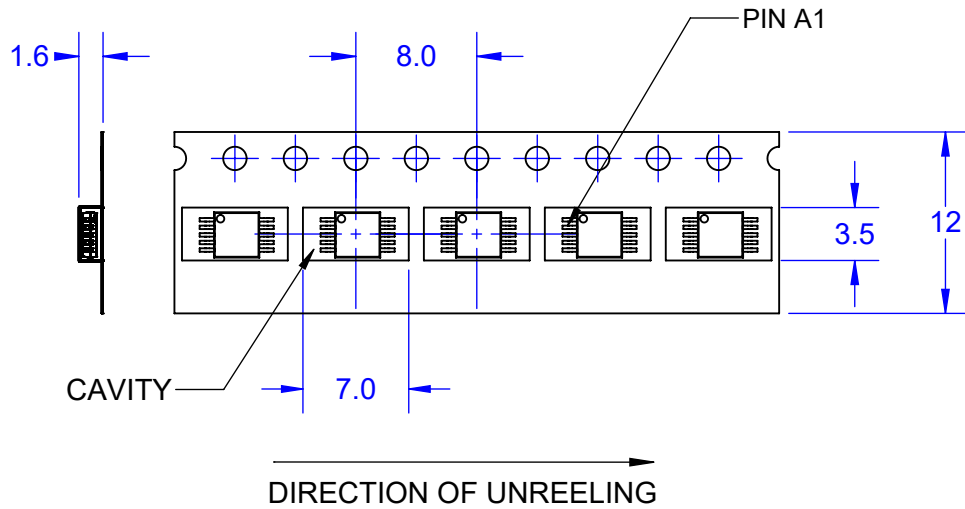


PART NUMBER	SHORTED PINS	NOTES	RoHS Pb-FREE	MSL LEVEL
TSSOP10E7A-T	N/A	DUMMY	YES	1
TSSOP10E7A-T-ISO	NONE	FULLY ISOLATED	YES	1
TSSOP10E7A-T-DE-D	1~2, 3~4 5~6, 7~8, 9~10	5-WIRES	YES	1
TSSOP10M-T-DE-D	1~2, 3~4 5~6, 7~8, 9~10	5-WIRES	YES	1

<b>TopLine®</b>			
TITLE TSSOP10 OUTLINE PACKAGE			
SCALE NONE	SIZE A	DRAWING NO. 121033	REV A
DO NOT SCALE DRAWING			SHEET 3 OF 6

# TAPE SPECIFICATION TSSOP10 SURFACE MOUNT DEVICE

## TAPE DIMENSIONS

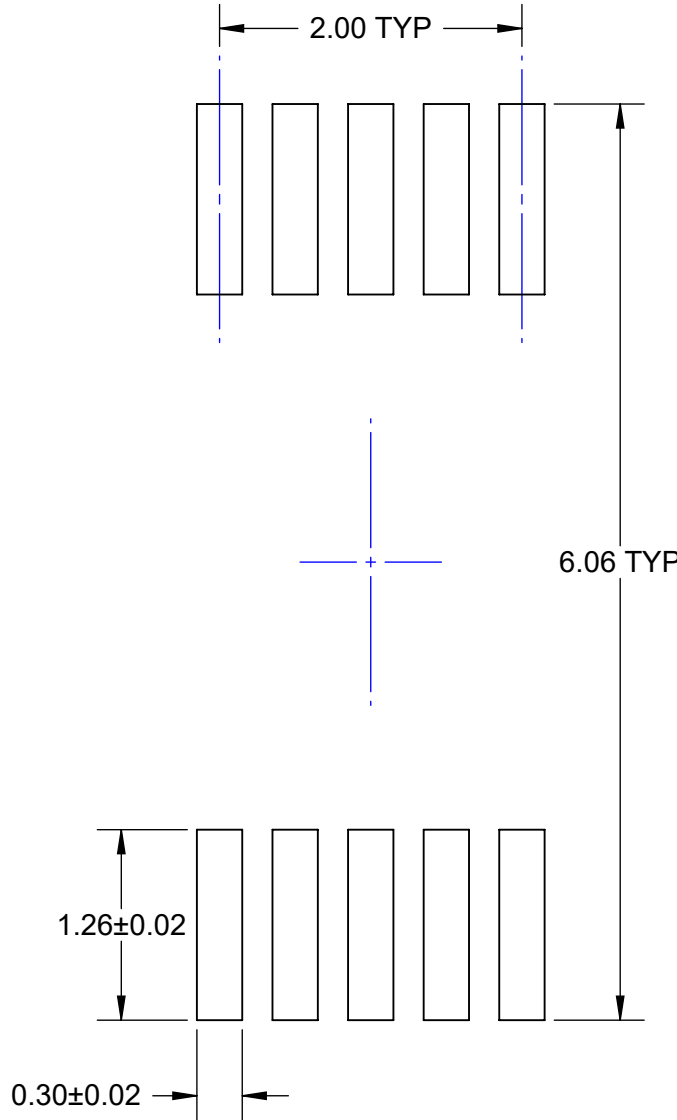


12mm TAPE  
1000~2500 PCS

ALL DIMENSIONS IN mm.

<b>TopLine®</b>			
TITLE TSSOP10 OUTLINE PACKAGE			
SCALE 2:1	SIZE A	DRAWING NO. 121033	REV A
DO NOT SCALE DRAWING			SHEET 4 OF 6

# PCB BOARD LAND PATTERN

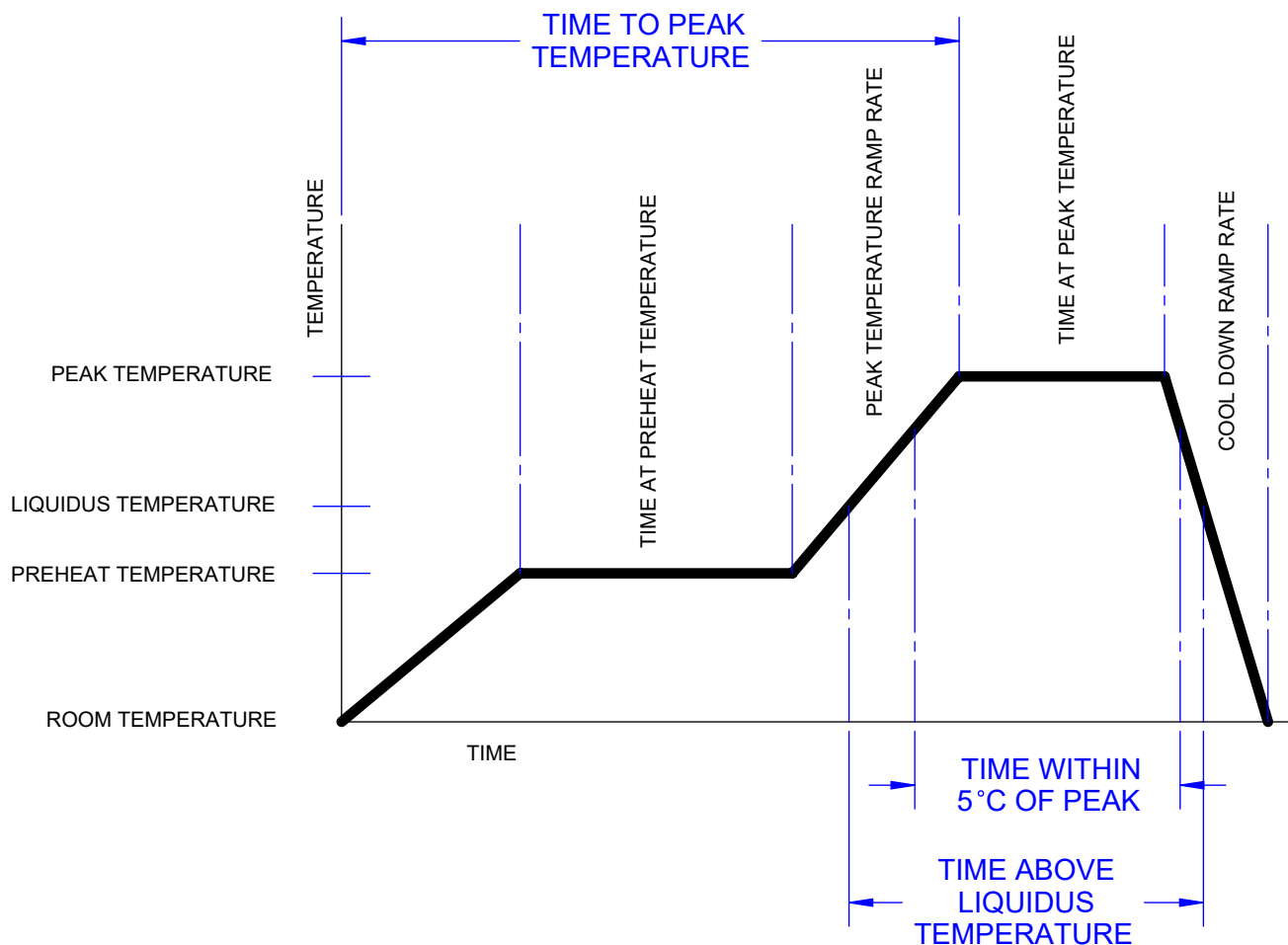


Notes: (Unless Otherwise Specified)

1. DIMENSIONS ARE IN mm.
2. PCB BOARD DIMENSIONS ARE PRESENTED ONLY AS A GUIDELINE.
3. DESIGNERS SHOULD USE THEIR OWN EXPERIENCE WHEN DESIGNING PCB.

<b>TopLine®</b>			
TITLE		TSSOP10 OUTLINE PACKAGE	
SCALE	SIZE	DRAWING NO.	REV
20:1	A	121033	A
DO NOT SCALE DRAWING			SHEET 5 OF 6

# LEAD FREE REFLOW PROFILE OF SMD PACKAGE



DESCRIPTION	REQUIREMENT
AVERAGE PREHEAT RAMP RATE	3°C /SECOND MAXIMUM
PREHEAT TEMPERATURE	150°C MINIMUM, 200°C MAXIMUM
PREHEAT TIME	60 TO 80 SECONDS
RAMP TO PEAK	3°C /SECOND MAXIMUM
TIME OVER LIQUIDUS (217°C)	60 TO 150 SECONDS
PEAK TEMPERATURE	260°C +0/-5°C
TIME WITHING 5°C OF PEAK	20 TO 40 SECONDS
RAMP - COOL DOWN	6°C /SECONDS MAXIMUM
TIME 25°C TO PEAK	6 MINUTES MAXIMUM

<b>TopLine®</b>			
TITLE		TSSOP10 OUTLINE PACKAGE	
SCALE	SIZE	DRAWING NO.	REV
NONE	A	121033	A
DO NOT SCALE DRAWING			SHEET 6 OF 6