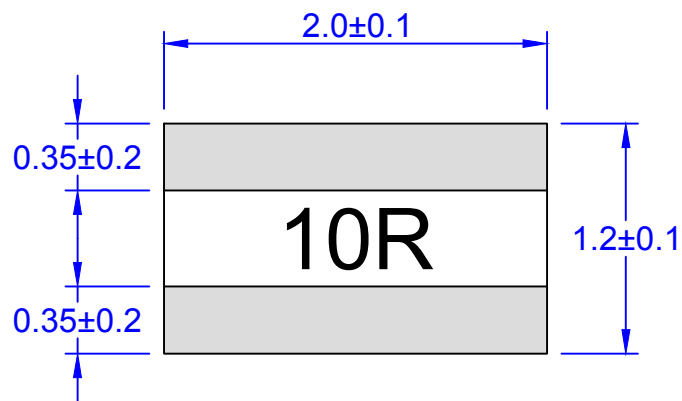
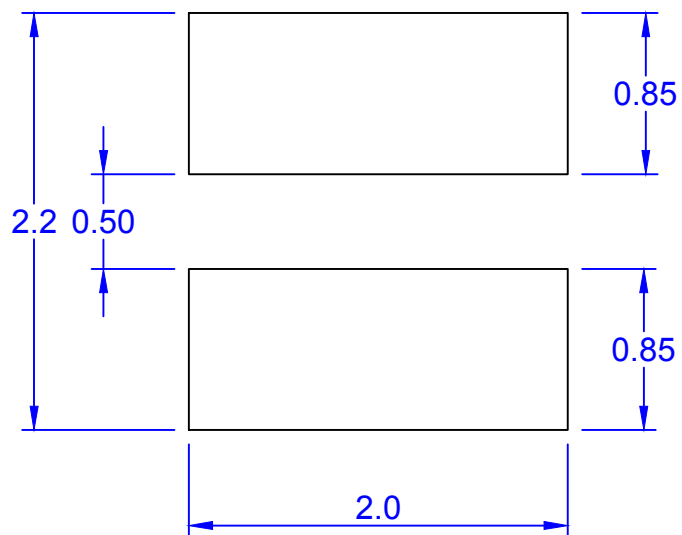


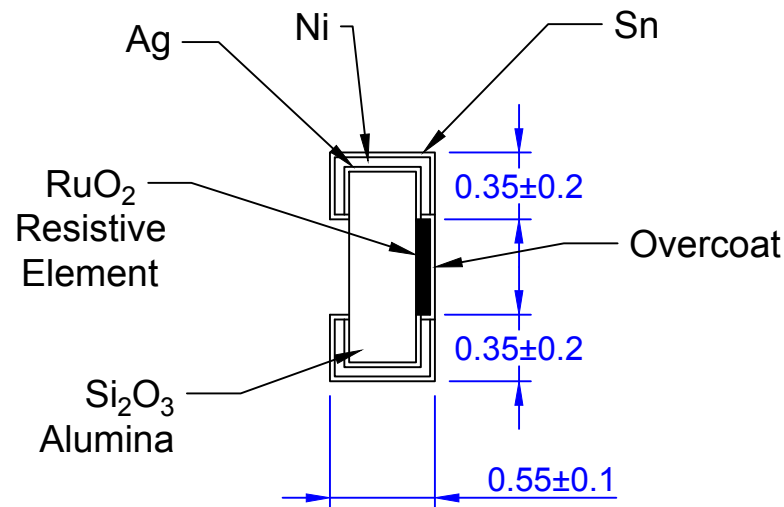
TOP VIEW



RECOMMENDED PCB PATTERN




PCB DIMENSIONS ARE PRESENTED ONLY AS A GUIDELINE. DESIGNERS SHOULD USE THEIR OWN KNOWLEDGE BASE WHEN DESIGNING THE PCB.



NOTES:

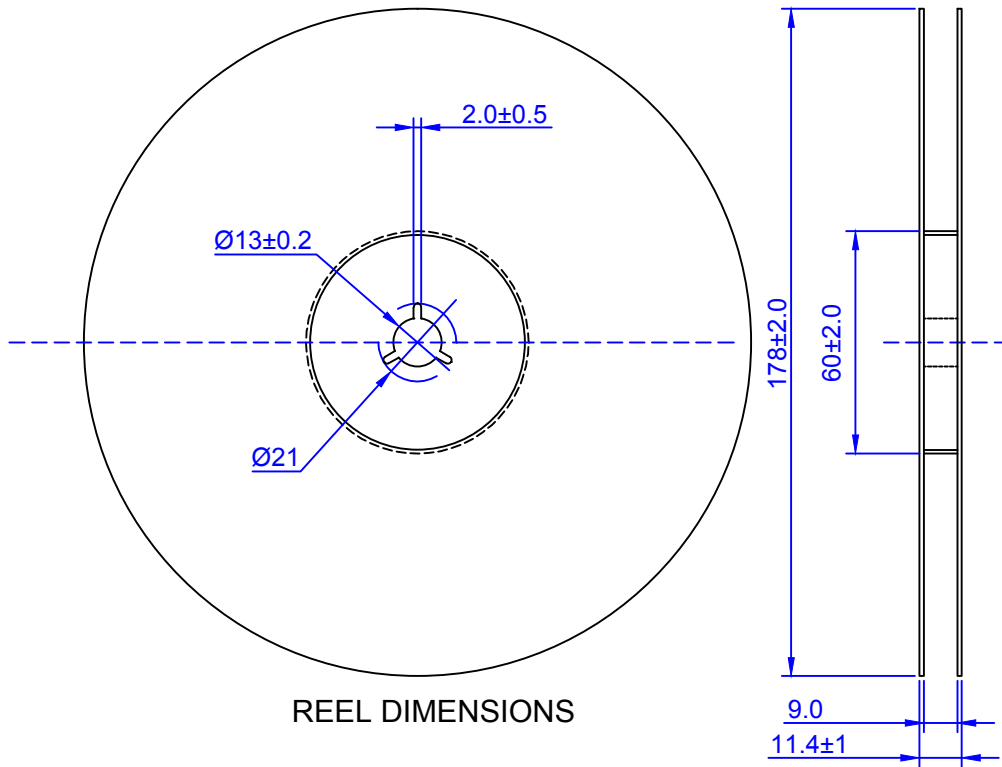
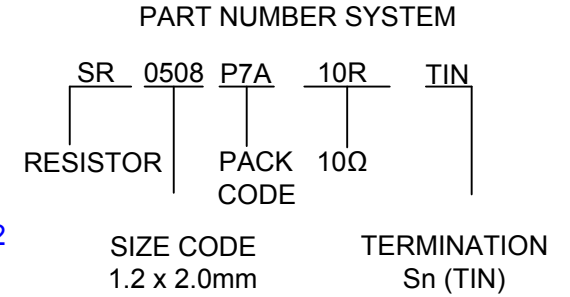
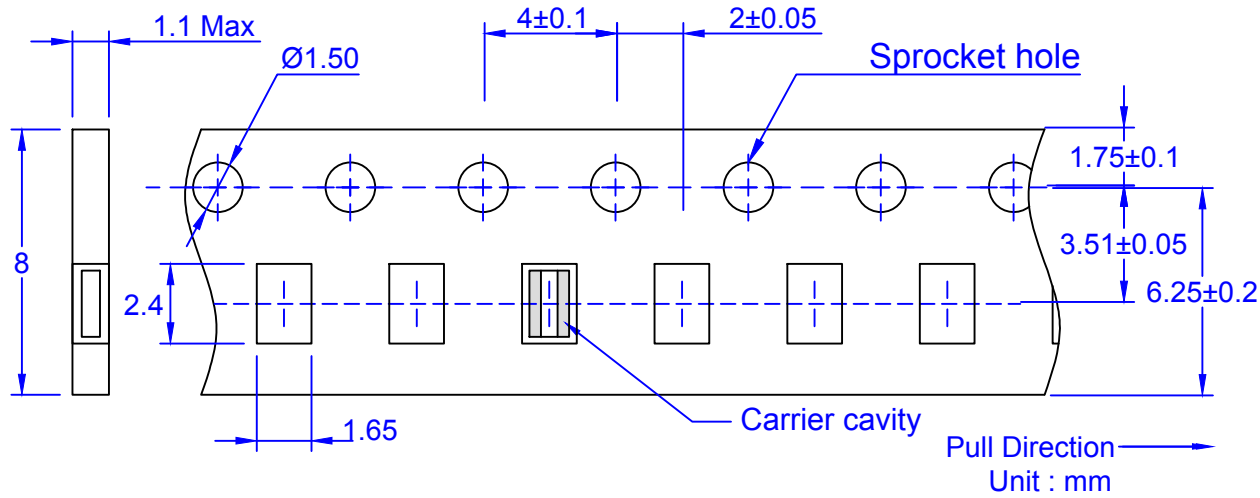
1. DIMENSION mm.
2. TERMINATION: Tin (Sn).
3. Pb-FREE.



MODEL

APPROVALS	DATE	<b>TopLine®</b>			
DRAWN T. Au	04/15/12				
ENG M. Hart	04/15/12	TITLE SR0508			
MFG		WIDE TERMINAL RESISTOR			
QA		SCALE	SIZE	DRAWING NO.	REV
CUST			A	120508	A
REVISED		DO NOT SCALE DRAWING			SHEET 1 OF 2

CARRIER TYPE DIMENSION



PACK CODE		
CODE	QTY	PACKAGE
P7A	5000	REEL
P4A	1000	REEL
* P	500 ~ 1000	REEL
B	100	BAG

\*NOTE: CUT TAPE WITHOUT LEADER

APPROVALS	DATE	<b>TopLine®</b>			
DRAWN T. Au	04/15/12				
ENG M. Hart	04/15/12	TITLE SR0508			
MFG		WIDE TERMINAL RESISTOR			
QA		SCALE	SIZE	DRAWING NO.	REV
CUST			A	120508	A
REVISED		DO NOT SCALE DRAWING			SHEET 2 OF 2