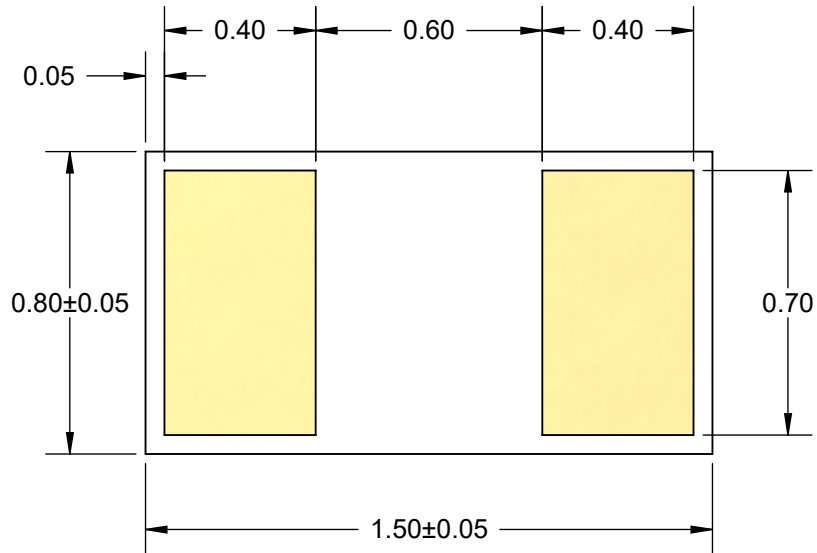
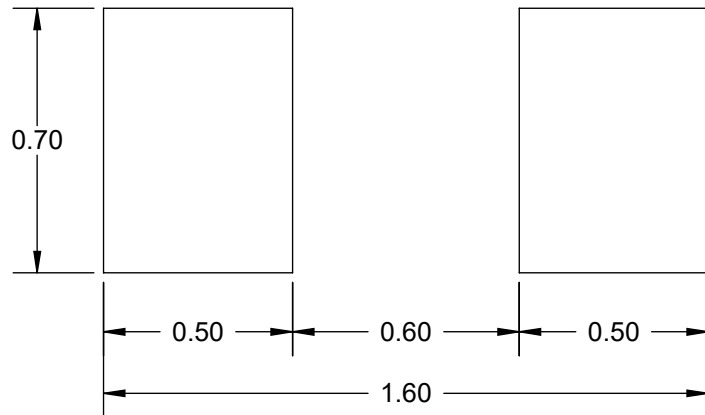


BOTTOM VIEW

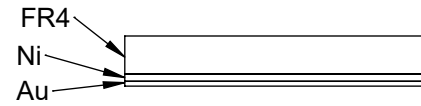


RECOMMENDED PCB PATTERN



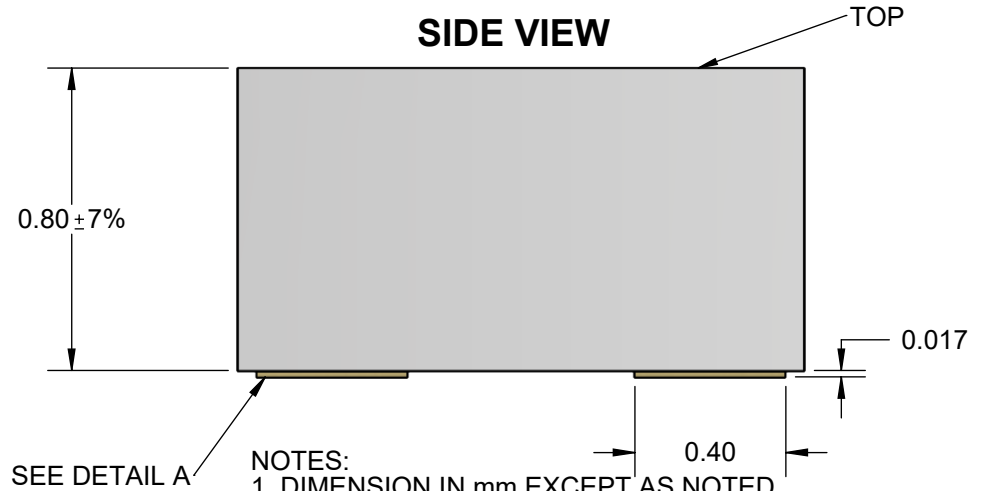
PCB DIMENSIONS ARE PRESENTED ONLY AS A GUIDELINE. DESIGNERS SHOULD USE THEIR OWN KNOWLEDGE BASE WHEN DESIGNING THE PCB.

PAD DETAIL A



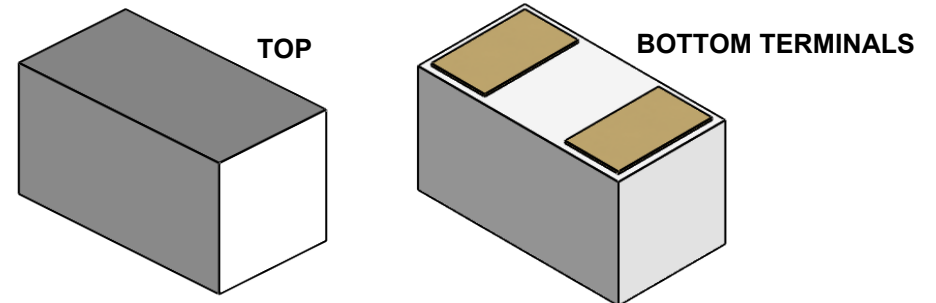
| METALLIZATION THICKNESS | |
|-------------------------|-------------|
| Ni | 4.0±1.5µm |
| Au | 0.05±0.02µm |

SIDE VIEW



- NOTES:
 1. DIMENSION IN mm EXCEPT AS NOTED.
 2. TERMINATION: NiAu.
 3. Pb-FREE AND HALOGEN FREE.
 4. COLOR WHITE
 5. OPERATING TEMP: 280 °C MAX

MODEL



| | | | | | |
|-------------|------------|--|------|-------------|--------------|
| APPROVALS | DATE | TopLine® | | | |
| DRAWN T.Au | 10/24/2019 | | | | |
| ENG M. Hart | 10/24/2019 | TITLE SSL0603 - H 0.80mm BOTTOM TERMINAL SPACER | | | |
| MFG | | SCALE | SIZE | DRAWING NO. | REV |
| QA | | 50:1 | A | 060332 | A |
| CUST | | DO NOT SCALE DRAWING | | | SHEET 1 OF 2 |
| REVISED | | | | | |

