

# AFTER MOUNTING BGA272 VIEW

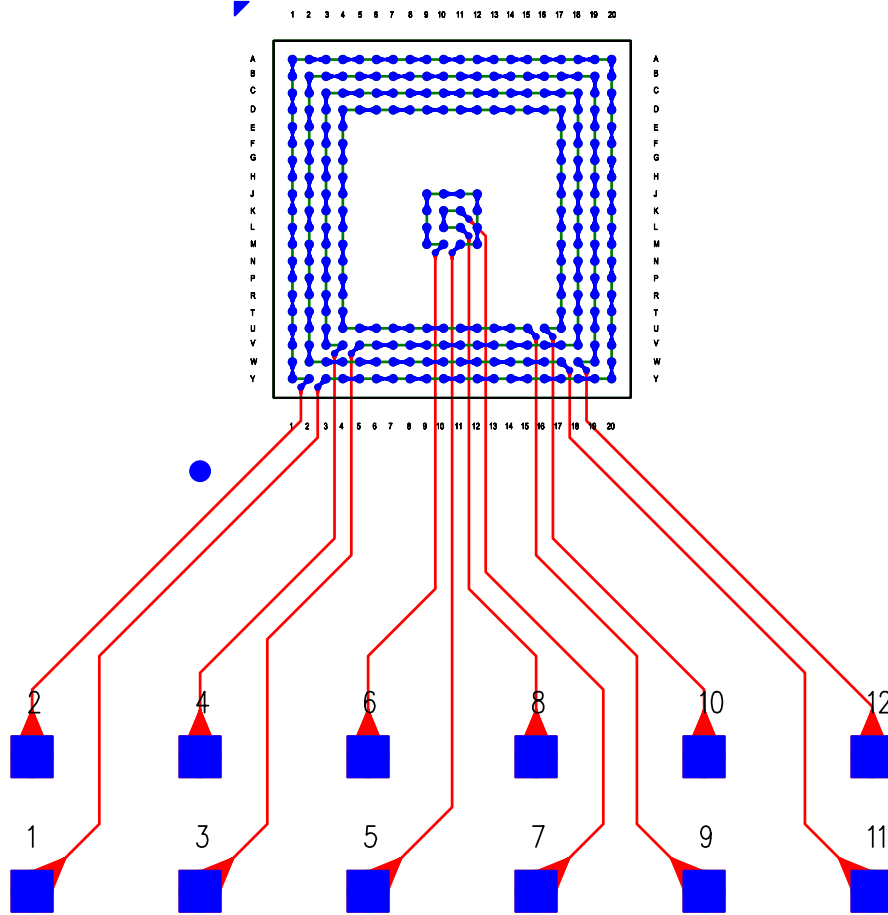
# TopLine®

BGA272 - 1.27MM

CLEANLINESS TEST

TOPLINE © 2013 WWW.TOPLINE.TV PN 999143 REV A

TEST POINT MAP					
	ROW	TP+	TP-	BGA BALL	
OUTER	A	1	2	Y3	Y2
	B	11	12	W17	W18
	C	3	4	V5	V4
	D	9	10	U15	U16
INNER	J	5	6	M11	M10
	K	7	8	K11	L11



COLOR CODE:  
 RED = PCB BOTTOM  
 BLUE = PCB TOP  
 GREEN = BGA BOTTOM SIDE (TOP X-RAY VIEW)

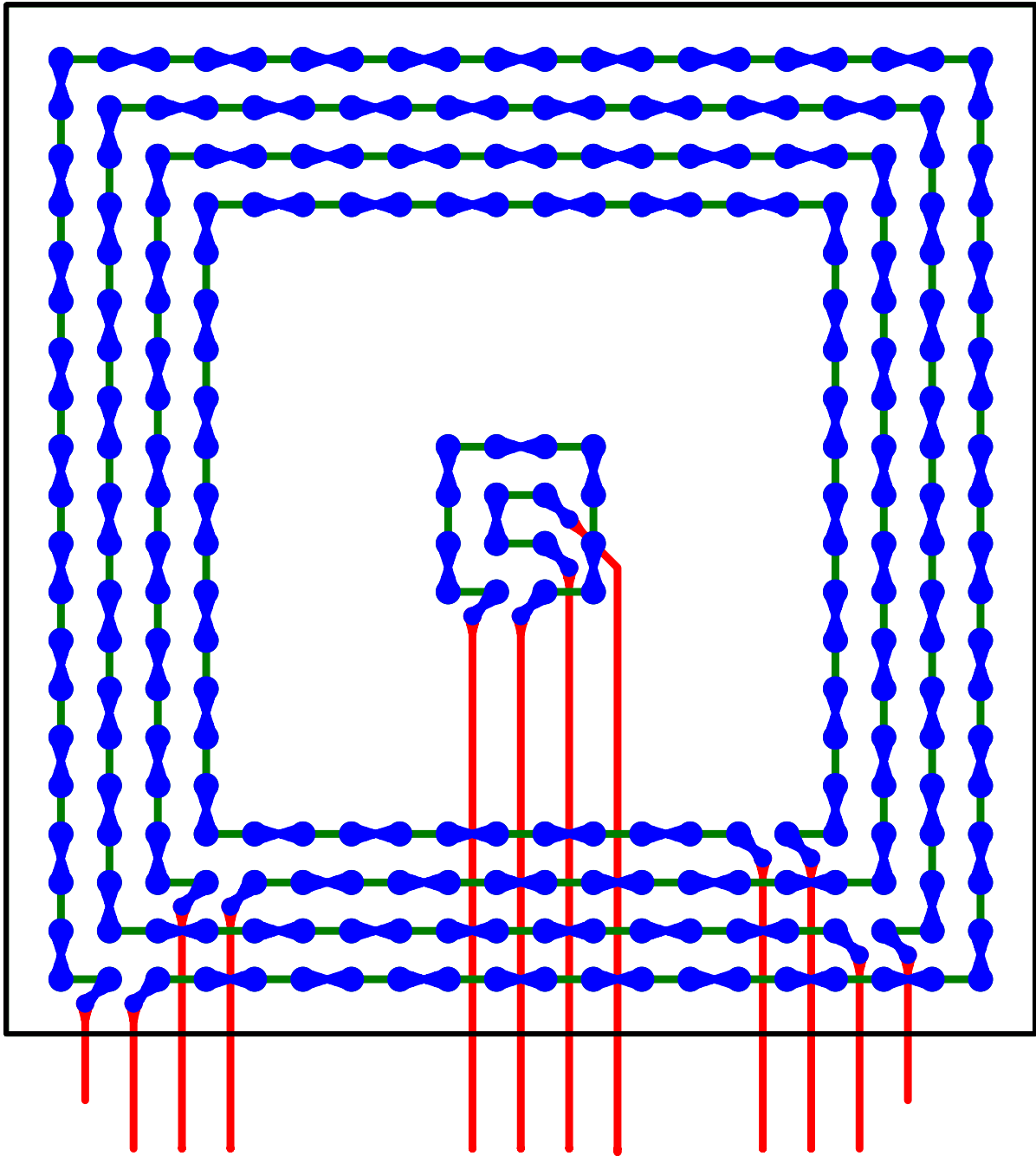
APPROVALS		DATE		
DRAWN T. AU		05/11/13		
ENGINEER M. HART		05/11/13	TITLE: PWB ASSEMBLY AFTER MOUNTING BGA272	
CHECKED			SIZE B	DWG NO. 999143-1
APPROVED			REV A	
ISSUED			SCALE: NOT TO SCALE	
				SHEET 1 OF 5

# BGA272 AFTER MOUNTING (CLOSE UP VIEW)



1 2 3 4 5 6 7 8 9 10 11 12 13 14 15 16 17 18 19 20

A  
B  
C  
D  
E  
F  
G  
H  
J  
K  
L  
M  
N  
P  
R  
T  
U  
V  
W  
Y



COLOR CODE:  
 BLUE = PCB TOP  
 RED = PCB BOTTOM  
 GREEN = BGA BOTTOM SIDE (TOP X-RAY VIEW)

**TopLine**<sup>®</sup>

TITLE: PWB ASSEMBLY  
 BGA272 AFTER MOUNTING (CLOSE UP VIEW)

SIZE B	DWG NO. 999143-1	REV A
-----------	---------------------	----------

SCALE: NOT TO SCALE

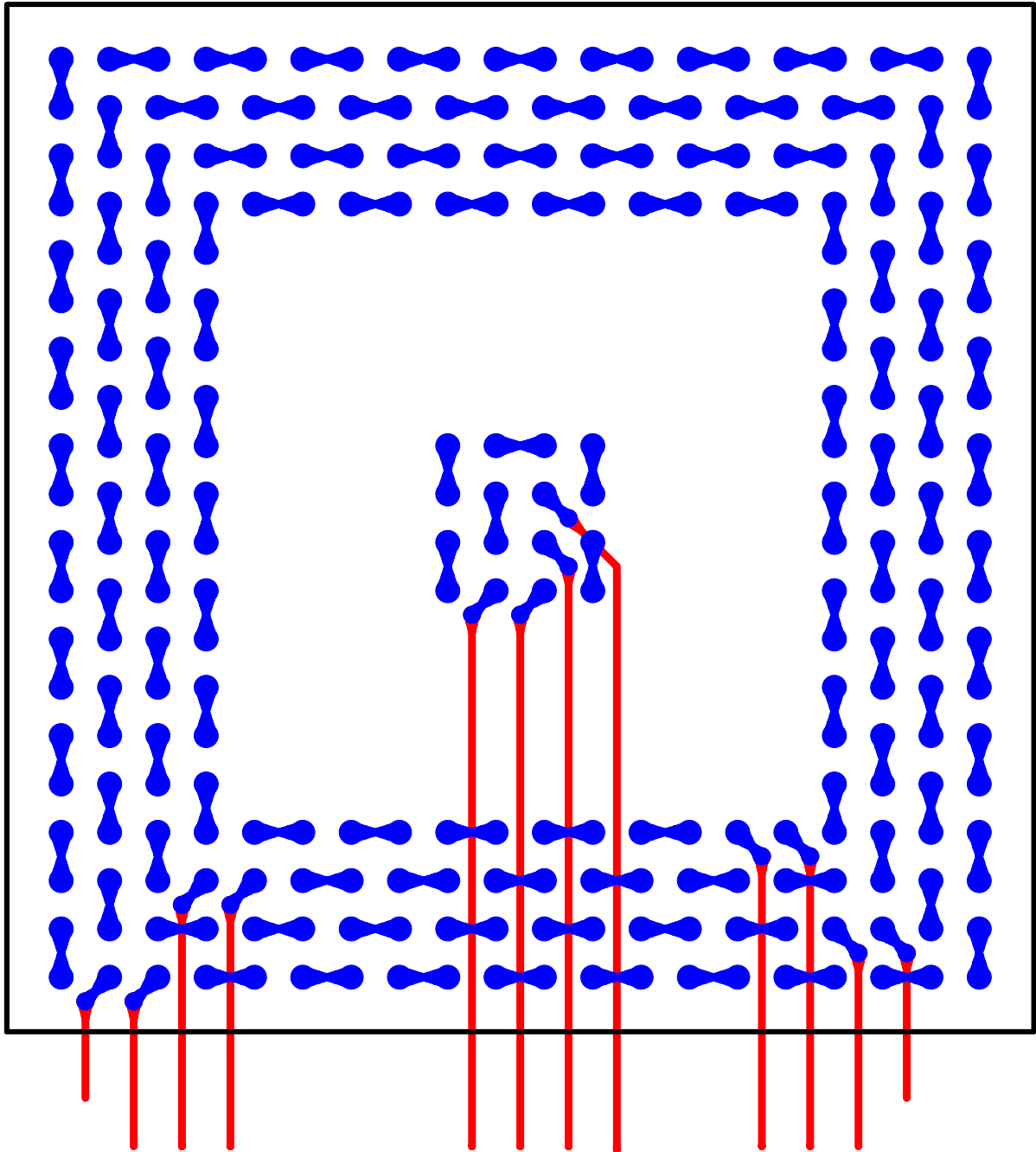
SHEET 2 OF 5

# PCB LAYERS (CLOSE UP VIEW)



1 2 3 4 5 6 7 8 9 10 11 12 13 14 15 16 17 18 19 20

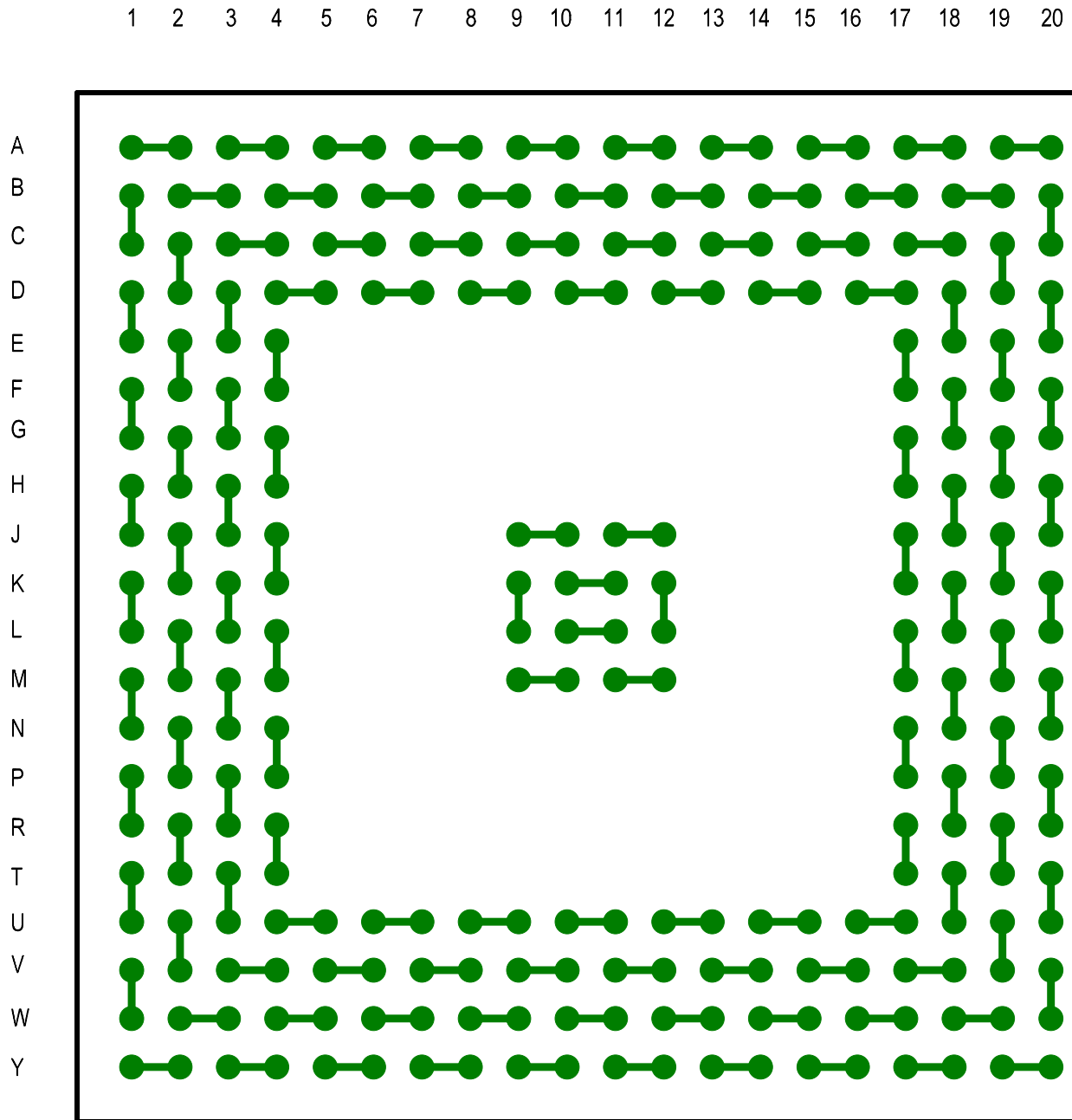
A  
B  
C  
D  
E  
F  
G  
H  
J  
K  
L  
M  
N  
P  
R  
T  
U  
V  
W  
Y



**COLOR CODE:**  
**BLUE = PCB TOP**  
**RED = PCB BOTTOM**

<b>TopLine<sup>®</sup></b>		
TITLE: PWB ASSEMBLY PCB LAYERS (CLOSE UP VIEW)		
SIZE B	DWG NO. 999143-1	REV A
SCALE: NOT TO SCALE		SHEET 3 OF 5

# BGA272 BOTTOM SIDE (TOP X-RAY VIEW)



COLOR CODE:

GREEN = BGA BOTTOM SIDE (TOP X-RAY VIEW)

**TopLine**<sup>®</sup>

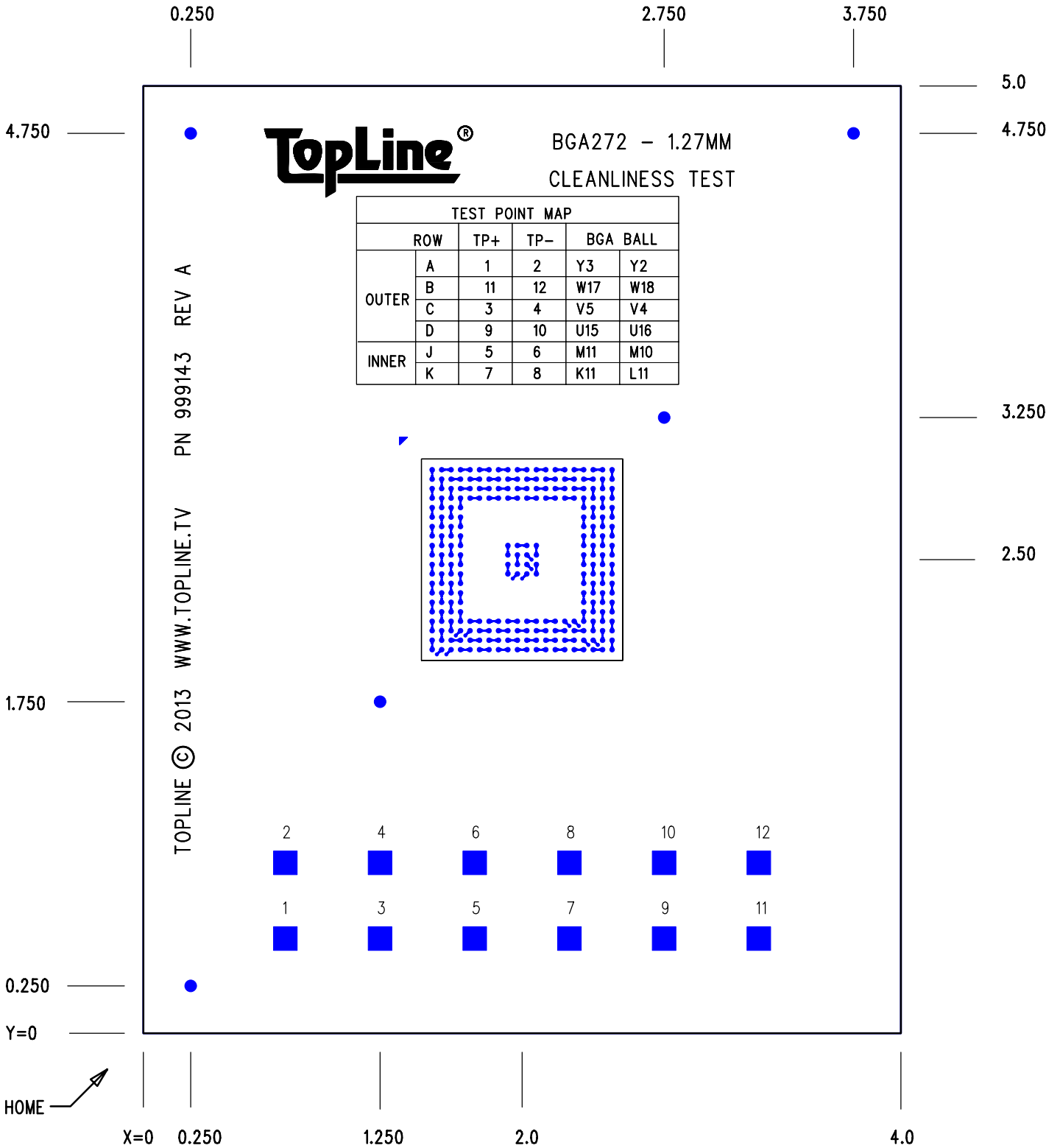
TITLE: PWB ASSEMBLY  
BGA272 UNDER TEST (CLOSE UP VIEW)

SIZE B	DWG NO. 999143-1	REV A
-----------	---------------------	----------

SCALE: NOT TO SCALE

SHEET 4 OF 5

# BGA272 PARTS PLACEMENT



TITLE: PWB ASSEMBLY PARTS PLACEMENT

SIZE B DWG NO. 999143-1 REV A

SCALE: NOT TO SCALE

SHEET 5 OF 5