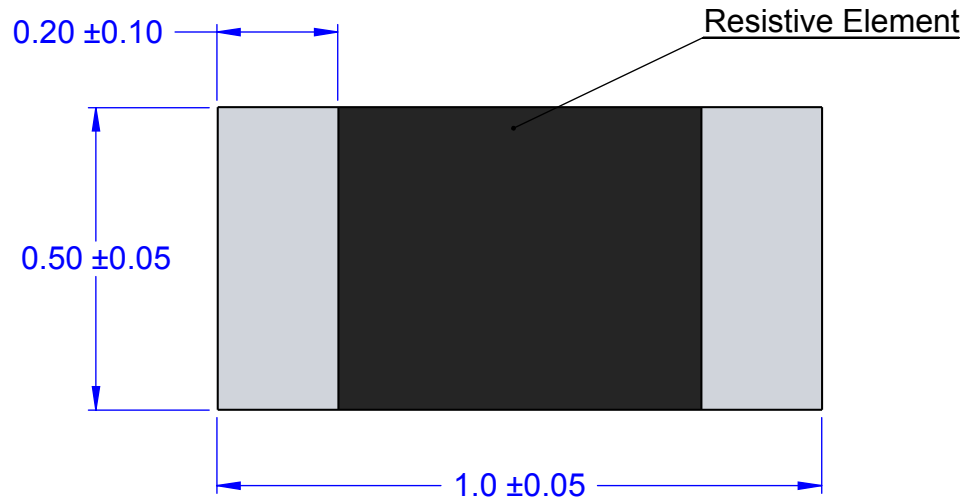
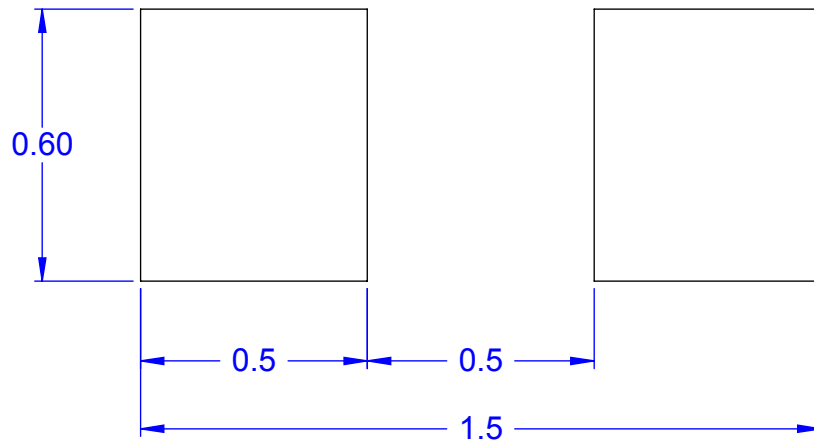


## TOP VIEW

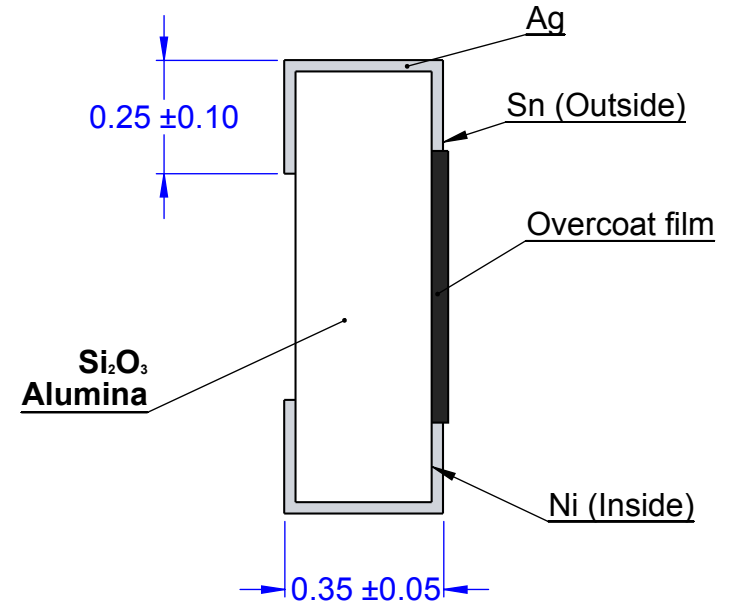


## RECOMMENDED PCB PATTERN



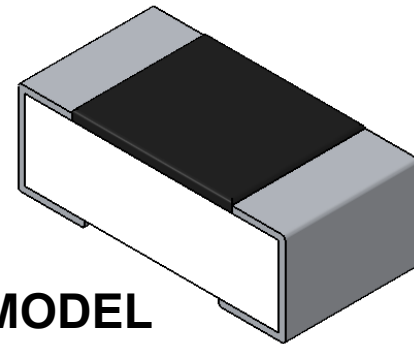
PCB DIMENSIONS ARE PRESENTED ONLY AS A GUIDELINE. DESIGNERS SHOULD USE THEIR OWN KNOWLEDGE BASE WHEN DESIGNING THE PCB.

## STRUCTURE



### NOTES:

1. DIMENSIONS IN mm.
2. TERMINATION: Tin (Sn).
3. Pb-FREE AND HALOGEN FREE.



## MODEL

APPROVALS	DATE	<b>TopLine®</b>			
DRAWN T. Au	08/03/12				
ENG M. Hart	08/03/12	TITLE SR0402 SMT RESISTOR			
MFG		SCALE	SIZE A	DRAWING NO. 120401	REV A
QA					
CUST		DO NOT SCALE DRAWING			SHEET 1 OF 2
REVISED					

