


Notes: (Unless Otherwise Specified).  
 1) DIMENSIONS IN inches.  
 2) ALL EXPOSED METAL AND METALLIZED AREA SHALL BE GOLD PLATED 60 MICRO INCH MIN. THK. OVER NICKEL PLATED.  
 3) SEAL AREA AND DIE ATTACH AREA SHALL BE ISOLATED FROM ANY LEADS. (ZERO GROUND).

APPROVALS	DATE	<b>TopLine®</b>			
DRAWN T. Au	04/13/15				
ENG M. Hart	04/13/15	TITLE CLCC68J50-N DIE CAVITY			
MFG		SCALE	SIZE	DRAWING NO.	REV
QA		3:1	A	133068	A
CUST		DO NOT SCALE DRAWING			SHEET 1 OF 4
REVISED					

# BONDING PADS



<b>TopLine<sup>®</sup></b>			
TITLE		CLCC68J50-N DIE CAVITY	
SCALE	SIZE	DRAWING NO.	REV
16:1	A	133068	A
DO NOT SCALE DRAWING			SHEET 2 OF 4


**DIMENSIONS  
CAVITY AND SEAL RING**

<b>DESCRIPTION</b>	<b>REF.</b>	<b>DIMENSION INCH</b>	<b>DIMENSION MM</b>
DIE CAVITY	DIE	0.300	7.62
BOND O.D.	BOND	0.390	9.91
SEAL RING I.D.	SR I.D.	0.480	12.19
SEAL RING O.D.	SR O.D.	0.624	15.85

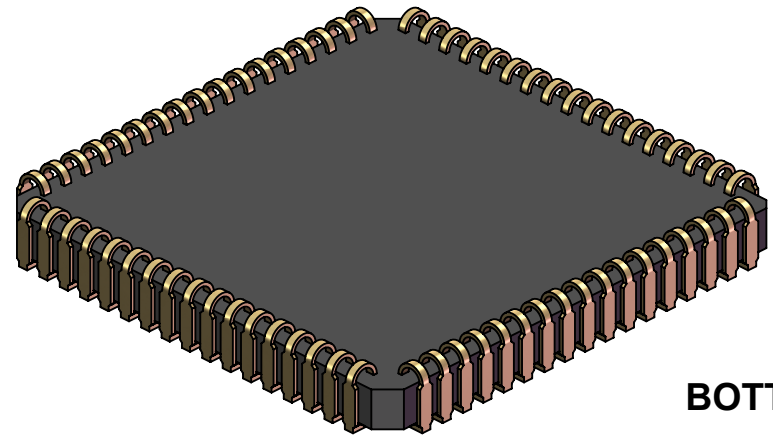
**TopLine®**

TITLE				CLCC68J50-N DIE CAVITY			
SCALE	SIZE	DRAWING NO.		REV			
NONE	A	133068		A			
DO NOT SCALE DRAWING				SHEET 3 OF 4			


# MODELS OPEN CAVITY



TOP



BOTTOM



EDGE

<b>TopLine<sup>®</sup></b>			
TITLE		CLCC68J50-N DIE CAVITY	
SCALE	SIZE	DRAWING NO.	REV
3:1	A	133068	A
DO NOT SCALE DRAWING			SHEET 4 OF 4