


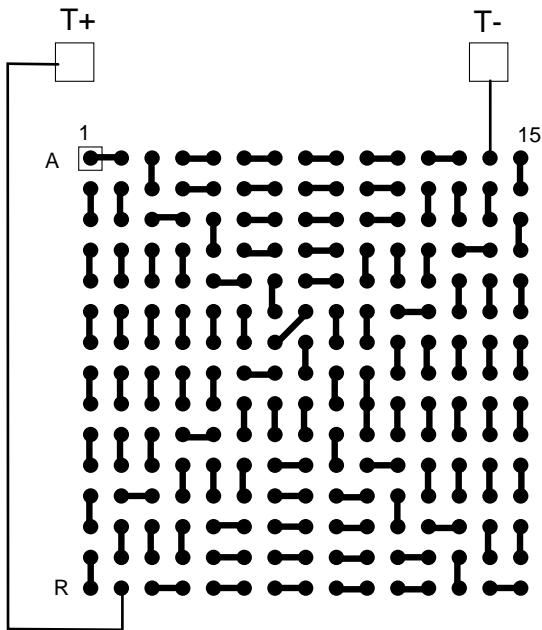

BALLS	PITCH	SIZE	MATRIX	ROWS	CENTER	MAT
225	1.5mm	27mm SQ	15 x 15	full	full	BT

BGA225T1.5C-DC15

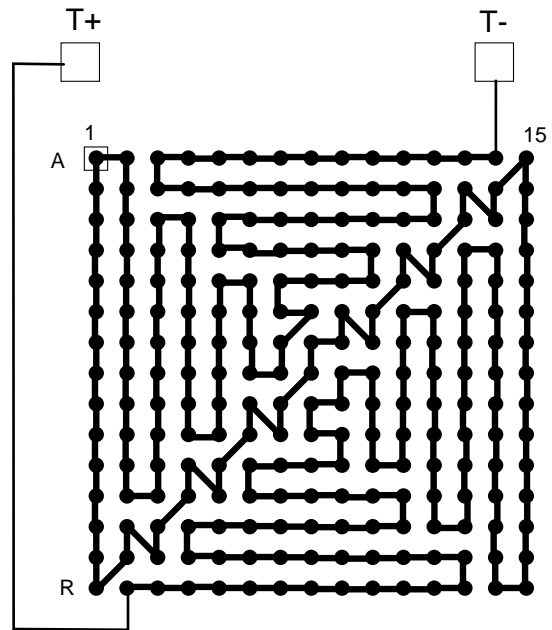
BALL VIEW



BOTTOM SIDE (TOP X-RAY VIEW)



TEST VEHICLE BOARD



AFTER MOUNTING TO TEST BOARD

BGA225T1.5C-DC15

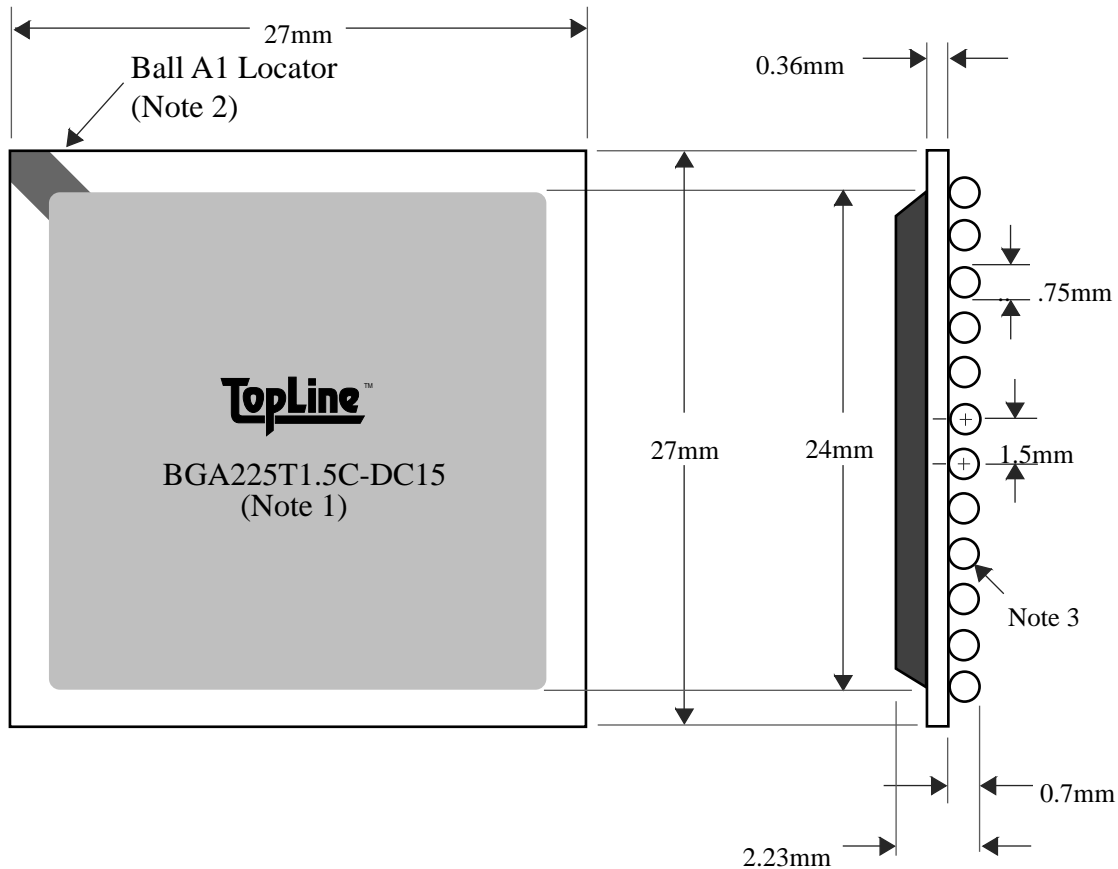


TEL 1-714-898-3830
info@topline.tv

<u>BALLS</u>	<u>PITCH</u>	<u>SIZE</u>	<u>MATRIX</u>	<u>ROWS</u>	<u>CENTER</u>	<u>MAT'L</u>
225	1.5mm	27mm SQ	15 x 15	full	full	BT

TOP VIEW

SIDE VIEW



NOTES		REVISIONS	
Note 1	Logo and part number centered White ink or laser marked	<u>Rev</u>	<u>Date</u> <u>Changes</u>
Note 2	Ball A1 locator mark positioned in corner		
Note 3	Ball Material: Sn96.5/Ag3.0/Cu/0.5		
Note 4	Substrate Material: BT laminate		
		PACKAGING TRAYS	
		Tray BGATRAY27mm-4x10 Tray Quantity 40	