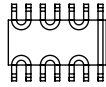


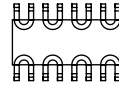
# DAISY CHAIN DIP - DUAL IN LINE PACKAGE



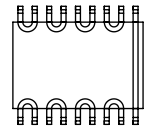
8L  
DWG 120820



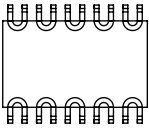
14L  
DWG 121420



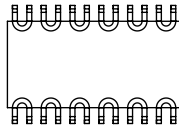
16L  
DWG 121620



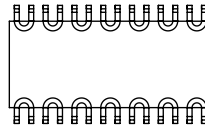
18L  
DWG 121820



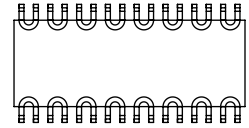
20L  
DWG 122020



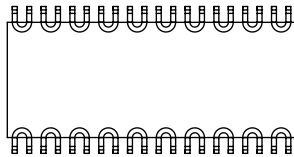
24L  
DWG 122420




28L  
DWG 122820



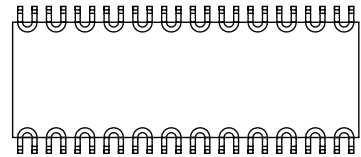
32L  
DWG 123220



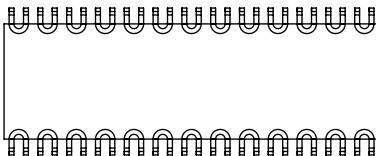
40L  
DWG 124020



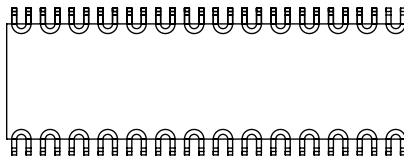
42L  
DWG 124220



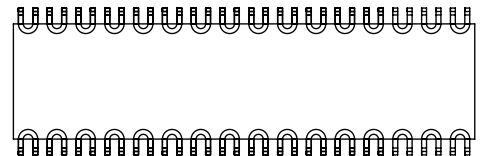
48L  
DWG 124820



52L  
DWG 125220



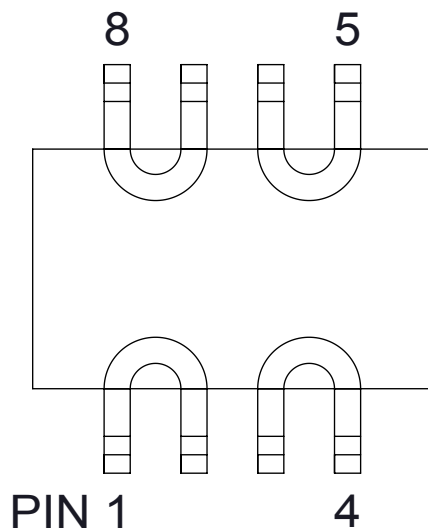
56L  
DWG 125620



64L  
DWG 126420

APPROVALS	DATE	<b>TopLine®</b>			
DRAWN T.Au	02/03/13	TITLE DAISY CHAIN DIP - DUAL IN LINE PACKAGE			
ENG M. Hart	02/03/13				
MFG		SCALE	SIZE A	DRAWING NO. 120020	REV A
QA		DO NOT SCALE DRAWING			SHEET 1 OF 15
CUST					
REVISED					

**DAISY CHAIN  
TOP VIEW  
(INTERNAL CONNECTIONS)**

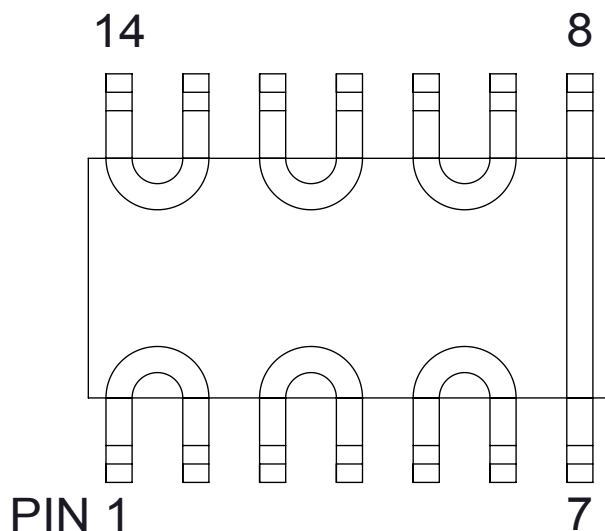


DAISY CHAIN NET LIST	
PINS	PINS
1 ~ 2	5 ~ 6
3 ~ 4	7 ~ 8

- NOTES:**
1. DAISY CHAIN WIRE BONDED TO INTERNAL PADS.
  2. SEE NET LIST FOR CONNECTIONS BETWEEN PINS.
  3. DRAWING NOT TO SCALE.

<b>TopLine®</b>			
TITLE		8L DAISY CHAIN PIN CONNECTIONS	
SCALE	SIZE A	DRAWING NO. 120820	REV A
DO NOT SCALE DRAWING			SHEET 2 OF 15

# DAISY CHAIN TOP VIEW (INTERNAL CONNECTIONS)



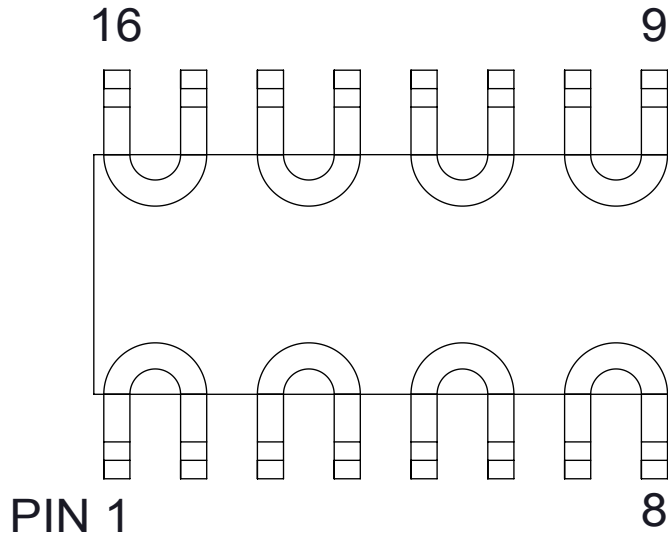
DAISY CHAIN NET LIST	
PINS	PINS
1 ~ 2	9 ~ 10
3 ~ 4	11 ~ 12
5 ~ 6	13 ~ 14
7 ~ 8	

**NOTES:**

1. DAISY CHAIN WIRE BONDED TO INTERNAL PADS.
2. SEE NET LIST FOR CONNECTIONS BETWEEN PINS.
3. DRAWING NOT TO SCALE.

TopLine®			
TITLE		14L DAISY CHAIN PIN CONNECTIONS	
SCALE	SIZE	DRAWING NO.	REV
	A	121420	A
DO NOT SCALE DRAWING			SHEET 3 OF 15

**DAISY CHAIN  
TOP VIEW  
(INTERNAL CONNECTIONS)**



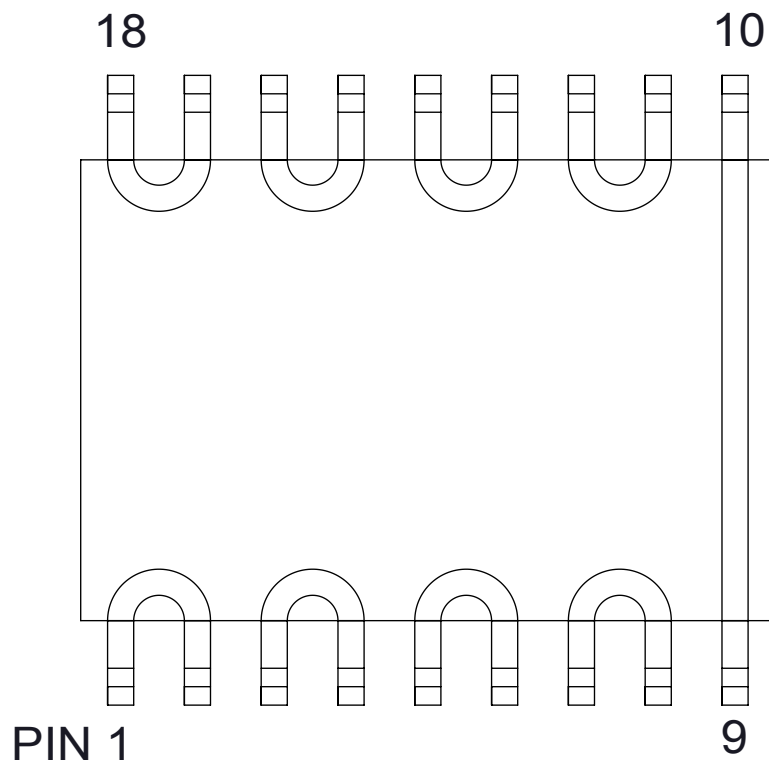
DAISY CHAIN NET LIST	
PINS	PINS
1 ~ 2	9 ~ 10
3 ~ 4	11 ~ 12
5 ~ 6	13 ~ 14
7 ~ 8	15 ~ 16

**NOTES:**

1. DAISY CHAIN WIRE BONDED TO INTERNAL PADS.
2. SEE NET LIST FOR CONNECTIONS BETWEEN PINS.
3. DRAWING NOT TO SCALE.

TopLine®			
TITLE		16L DAISY CHAIN PIN CONNECTIONS	
SCALE	SIZE	DRAWING NO.	REV
	A	121620	A
DO NOT SCALE DRAWING			SHEET 4 OF 15

**DAISY CHAIN  
TOP VIEW  
(INTERNAL CONNECTIONS)**



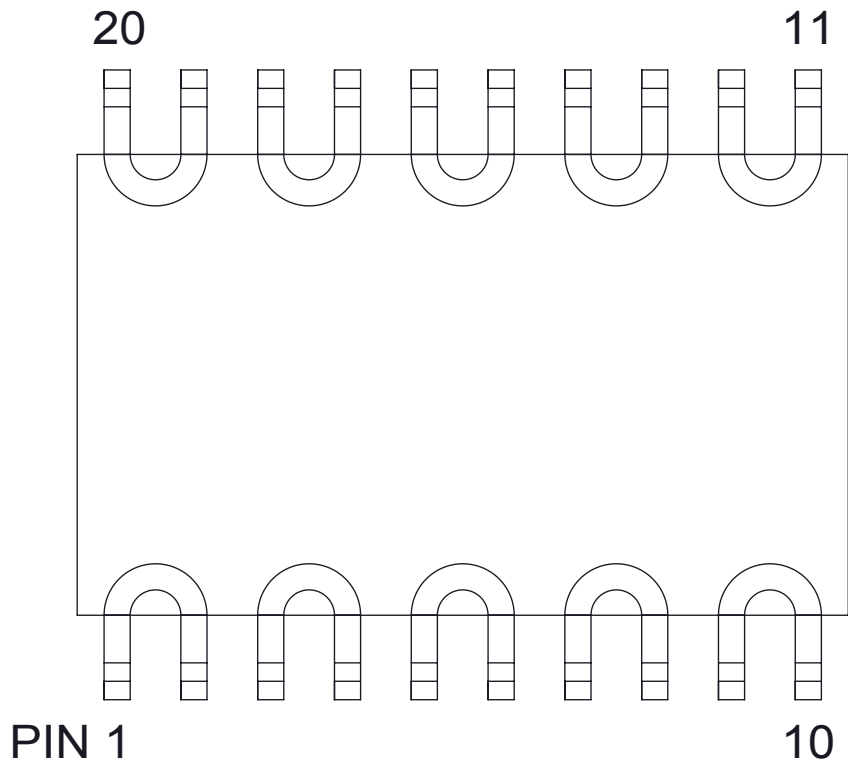
DAISY CHAIN NET LIST	
PINS	PINS
1 ~ 2	11 ~ 12
3 ~ 4	13 ~ 14
5 ~ 6	15 ~ 16
7 ~ 8	17 ~ 18
9 ~ 10	

**NOTES:**

1. DAISY CHAIN WIRE BONDED TO INTERNAL PADS.
2. SEE NET LIST FOR CONNECTIONS BETWEEN PINS.
3. DRAWING NOT TO SCALE.

<b>TopLine®</b>			
TITLE		18L DAISY CHAIN PIN CONNECTIONS	
SCALE	SIZE	DRAWING NO.	REV
	A	121820	A
DO NOT SCALE DRAWING			SHEET 5 OF 15

**DAISY CHAIN  
TOP VIEW  
(INTERNAL CONNECTIONS)**



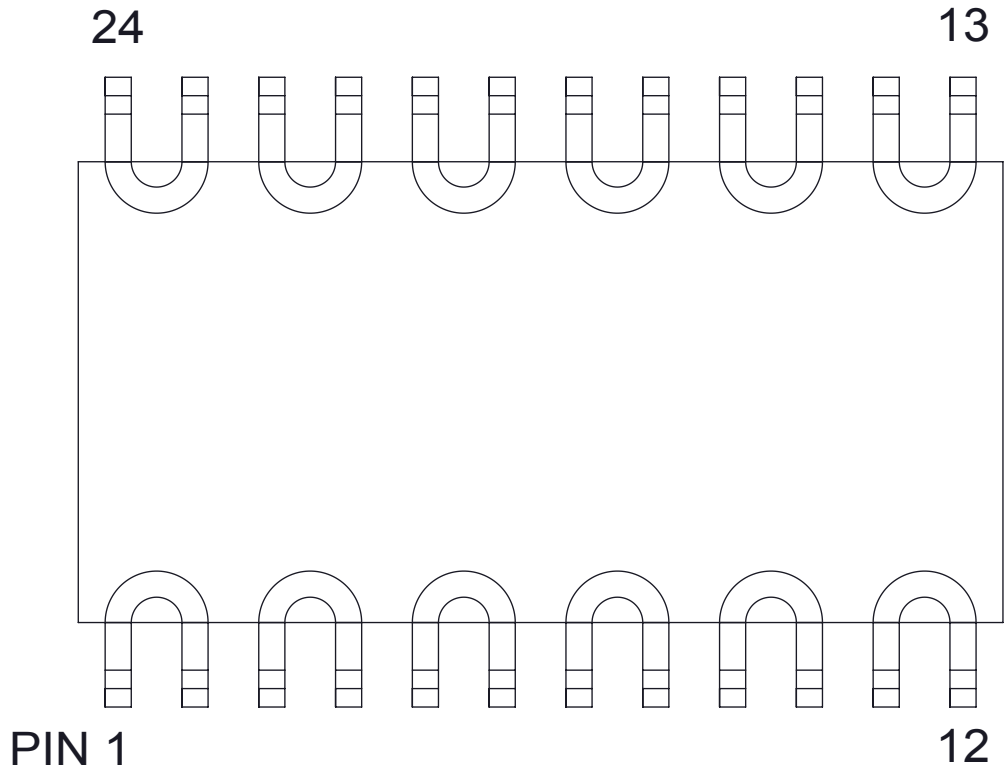
DAISY CHAIN NET LIST	
PINS	PINS
1 ~ 2	11 ~ 12
3 ~ 4	13 ~ 14
5 ~ 6	15 ~ 16
7 ~ 8	17 ~ 18
9 ~ 10	19 ~ 20

**NOTES:**

1. DAISY CHAIN WIRE BONDED TO INTERNAL PADS.
2. SEE NET LIST FOR CONNECTIONS BETWEEN PINS.
3. DRAWING NOT TO SCALE.

<b>TopLine<sup>®</sup></b>			
TITLE		20L DAISY CHAIN PIN CONNECTIONS	
SCALE	SIZE A	DRAWING NO. 122020	REV A
DO NOT SCALE DRAWING			SHEET 6 OF 15

**DAISY CHAIN  
TOP VIEW  
(INTERNAL CONNECTIONS)**




DAISY CHAIN NET LIST		
PINS	PINS	PINS
1 ~ 2	11 ~ 12	21 ~ 22
3 ~ 4	13 ~ 14	23 ~ 24
5 ~ 6	15 ~ 16	
7 ~ 8	17 ~ 18	
9 ~ 10	19 ~ 20	

- NOTES:**  
 1. DAISY CHAIN WIRE BONDED TO INTERNAL PADS.  
 2. SEE NET LIST FOR CONNECTIONS BETWEEN PINS.  
 3. DRAWING NOT TO SCALE.

<b>TopLine<sup>®</sup></b>			
TITLE		24L DAISY CHAIN PIN CONNECTIONS	
SCALE	SIZE A	DRAWING NO. 122420	REV A
DO NOT SCALE DRAWING			SHEET 7 OF 15

**DAISY CHAIN  
TOP VIEW  
(INTERNAL CONNECTIONS)**




DAISY CHAIN NET LIST		
PINS	PINS	PINS
1 ~ 2	11 ~ 12	21 ~ 22
3 ~ 4	13 ~ 14	23 ~ 24
5 ~ 6	15 ~ 16	25 ~ 26
7 ~ 8	17 ~ 18	27 ~ 28
9 ~ 10	19 ~ 20	

- NOTES:**  
 1. DAISY CHAIN WIRE BONDED TO INTERNAL PADS.  
 2. SEE NET LIST FOR CONNECTIONS BETWEEN PINS.  
 3. DRAWING NOT TO SCALE.

<b>TopLine®</b>			
TITLE		28L DAISY CHAIN PIN CONNECTIONS	
SCALE	SIZE A	DRAWING NO. 122820	REV A
DO NOT SCALE DRAWING			SHEET 8 OF 15



**DAISY CHAIN  
TOP VIEW  
(INTERNAL CONNECTIONS)**




DAISY CHAIN NET LIST			
PINS	PINS	PINS	PINS
1 ~ 2	11 ~ 12	21 ~ 22	31 ~ 32
3 ~ 4	13 ~ 14	23 ~ 24	
5 ~ 6	15 ~ 16	25 ~ 26	
7 ~ 8	17 ~ 18	27 ~ 28	
9 ~ 10	19 ~ 20	29 ~ 30	

- NOTES:**  
 1. DAISY CHAIN WIRE BONDED TO INTERNAL PADS.  
 2. SEE NET LIST FOR CONNECTIONS BETWEEN PINS.  
 3. DRAWING NOT TO SCALE.

<b>TopLine®</b>			
TITLE		32L DAISY CHAIN PIN CONNECTIONS	
SCALE	SIZE A	DRAWING NO. 123220	REV A
DO NOT SCALE DRAWING			SHEET 9 OF 15

**DAISY CHAIN  
TOP VIEW  
(INTERNAL CONNECTIONS)**




DAISY CHAIN NET LIST			
PINS	PINS	PINS	PINS
1 ~ 2	11 ~ 12	21 ~ 22	31 ~ 32
3 ~ 4	13 ~ 14	23 ~ 24	33 ~ 34
5 ~ 6	15 ~ 16	25 ~ 26	35 ~ 36
7 ~ 8	17 ~ 18	27 ~ 28	37 ~ 38
9 ~ 10	19 ~ 20	29 ~ 30	39 ~ 40

- NOTES:  
 1. DAISY CHAIN WIRE BONDED TO INTERNAL PADS.  
 2. SEE NET LIST FOR CONNECTIONS BETWEEN PINS.  
 3. DRAWING NOT TO SCALE.

<b>TopLine®</b>			
TITLE		40L DAISY CHAIN PIN CONNECTIONS	
SCALE	SIZE A	DRAWING NO. 124020	REV A
DO NOT SCALE DRAWING			SHEET 10 OF 15

**DAISY CHAIN  
TOP VIEW  
(INTERNAL CONNECTIONS)**




DAISY CHAIN NET LIST				
PINS	PINS	PINS	PINS	PINS
1 ~ 2	11 ~ 12	21 ~ 22	31 ~ 32	41 ~ 42
3 ~ 4	13 ~ 14	23 ~ 24	33 ~ 34	
5 ~ 6	15 ~ 16	25 ~ 26	35 ~ 36	
7 ~ 8	17 ~ 18	27 ~ 28	37 ~ 38	
9 ~ 10	19 ~ 20	29 ~ 30	39 ~ 40	

- NOTES:**  
 1. DAISY CHAIN WIRE BONDED TO INTERNAL PADS.  
 2. SEE NET LIST FOR CONNECTIONS BETWEEN PINS.  
 3. DRAWING NOT TO SCALE.

<b>TopLine®</b>			
TITLE		42L DAISY CHAIN PIN CONNECTIONS	
SCALE	SIZE A	DRAWING NO. 124220	REV A
DO NOT SCALE DRAWING			SHEET 11 OF 15

**DAISY CHAIN  
TOP VIEW  
(INTERNAL CONNECTIONS)**




DAISY CHAIN NET LIST				
PINS	PINS	PINS	PINS	PINS
1 ~ 2	11 ~ 12	21 ~ 22	31 ~ 32	41 ~ 42
3 ~ 4	13 ~ 14	23 ~ 24	33 ~ 34	43 ~ 44
5 ~ 6	15 ~ 16	25 ~ 26	35 ~ 36	45 ~ 46
7 ~ 8	17 ~ 18	27 ~ 28	37 ~ 38	47 ~ 48
9 ~ 10	19 ~ 20	29 ~ 30	39 ~ 40	

- NOTES:  
 1. DAISY CHAIN WIRE BONDED TO INTERNAL PADS.  
 2. SEE NET LIST FOR CONNECTIONS BETWEEN PINS.  
 3. DRAWING NOT TO SCALE.

<b>TopLine®</b>			
TITLE		48L DAISY CHAIN PIN CONNECTIONS	
SCALE	SIZE	DRAWING NO.	REV
	A	124820	A
DO NOT SCALE DRAWING			SHEET 12 OF 15

**DAISY CHAIN  
TOP VIEW  
(INTERNAL CONNECTIONS)**




DAISY CHAIN NET LIST					
PINS	PINS	PINS	PINS	PINS	PINS
1 ~ 2	11 ~ 12	21 ~ 22	31 ~ 32	41 ~ 42	51 ~ 52
3 ~ 4	13 ~ 14	23 ~ 24	33 ~ 34	43 ~ 44	
5 ~ 6	15 ~ 16	25 ~ 26	35 ~ 36	45 ~ 46	
7 ~ 8	17 ~ 18	27 ~ 28	37 ~ 38	47 ~ 48	
9 ~ 10	19 ~ 20	29 ~ 30	39 ~ 40	49 ~ 50	

- NOTES:**  
 1. DAISY CHAIN WIRE BONDED TO INTERNAL PADS.  
 2. SEE NET LIST FOR CONNECTIONS BETWEEN PINS.  
 3. DRAWING NOT TO SCALE.

<b>TopLine®</b>			
TITLE		52L DAISY CHAIN PIN CONNECTIONS	
SCALE	SIZE	DRAWING NO.	REV
	A	125220	A
DO NOT SCALE DRAWING			SHEET 13 OF 15

**DAISY CHAIN  
TOP VIEW  
(INTERNAL CONNECTIONS)**




DAISY CHAIN NET LIST					
PINS	PINS	PINS	PINS	PINS	PINS
1 ~ 2	11 ~ 12	21 ~ 22	31 ~ 32	41 ~ 42	51 ~ 52
3 ~ 4	13 ~ 14	23 ~ 24	33 ~ 34	43 ~ 44	53 ~ 54
5 ~ 6	15 ~ 16	25 ~ 26	35 ~ 36	45 ~ 46	55 ~ 56
7 ~ 8	17 ~ 18	27 ~ 28	37 ~ 38	47 ~ 48	
9 ~ 10	19 ~ 20	29 ~ 30	39 ~ 40	49 ~ 50	

- NOTES:**  
 1. DAISY CHAIN WIRE BONDED TO INTERNAL PADS.  
 2. SEE NET LIST FOR CONNECTIONS BETWEEN PINS.  
 3. DRAWING NOT TO SCALE.

<b>TopLine®</b>			
TITLE		56L DAISY CHAIN PIN CONNECTIONS	
SCALE	SIZE	DRAWING NO.	REV
	A	125620	A
DO NOT SCALE DRAWING			SHEET 14 OF 15

**DAISY CHAIN  
TOP VIEW  
(INTERNAL CONNECTIONS)**



**DAISY CHAIN  
NET LIST**

PINS	PINS	PINS	PINS	PINS	PINS	PINS
1 ~ 2	11 ~ 12	21 ~ 22	31 ~ 32	41 ~ 42	51 ~ 52	61 ~ 62
3 ~ 4	13 ~ 14	23 ~ 24	33 ~ 34	43 ~ 44	53 ~ 54	63 ~ 64
5 ~ 6	15 ~ 16	25 ~ 26	35 ~ 36	45 ~ 46	55 ~ 56	
7 ~ 8	17 ~ 18	27 ~ 28	37 ~ 38	47 ~ 48	57 ~ 58	
9 ~ 10	19 ~ 20	29 ~ 30	39 ~ 40	49 ~ 50	59 ~ 60	

- NOTES:  
 1. DAISY CHAIN WIRE BONDED TO INTERNAL PADS.  
 2. SEE NET LIST FOR CONNECTIONS BETWEEN PINS.  
 3. DRAWING NOT TO SCALE.

<b>TopLine®</b>			
TITLE 64L DAISY CHAIN PIN CONNECTIONS			
SCALE	SIZE A	DRAWING NO. 126420	REV A
DO NOT SCALE DRAWING			SHEET 15 OF 15