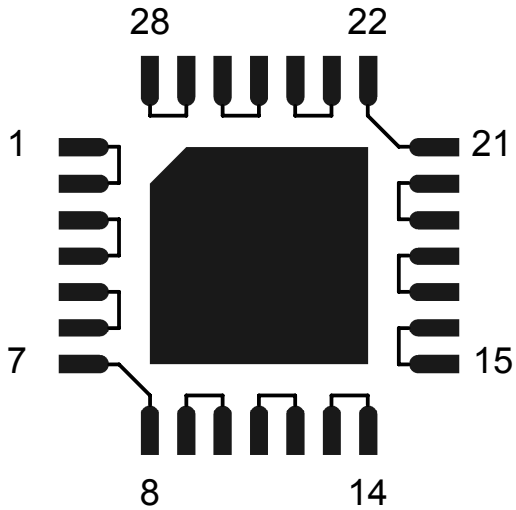


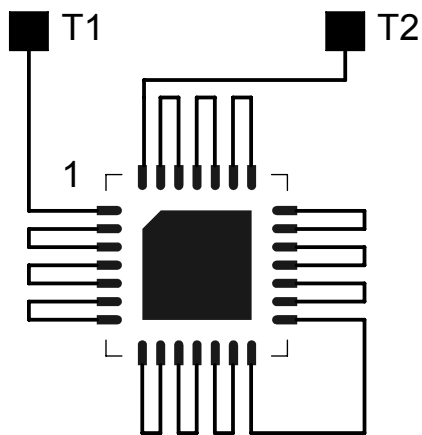
# 28L QFN DAISY CHAIN TOP VIEW

QFN DAISY CHAIN  
INTERNAL CONNECTIONS

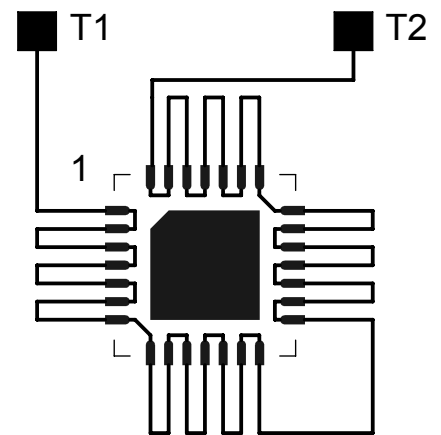


DAISY CHAIN  
NET LIST

PINS	PINS
1 ~ 2	3 ~ 4
5 ~ 6	7 ~ 8
9 ~ 10	11 ~ 12
13 ~ 14	15 ~ 16
17 ~ 18	19 ~ 20
21 ~ 22	23 ~ 24
25 ~ 26	27 ~ 28



RECOMMENDED  
PCB PADS



AFTER MOUNTING  
ON PCB

**NOTES:**

1. DAISY CHAIN WIRE BONDED TO INTERNAL PADS.
2. SEE NET LIST FOR CONNECTIONS BETWEEN PINS.
3. DRAWING NOT TO SCALE.

<b>TopLine<sup>®</sup></b>			
TITLE    28L QFN - DAISY CHAIN PIN CONNECTIONS			
SCALE	SIZE	DRAWING NO.	REV
	A	122817	A
DO NOT SCALE DRAWING			SHEET 1 OF 1