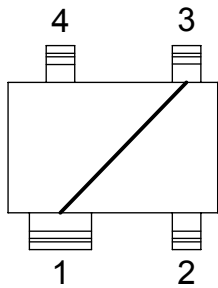


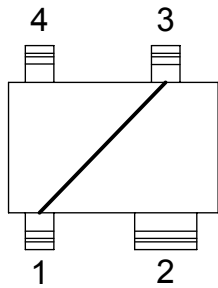
# DAISY CHAIN

## 4L - SOT

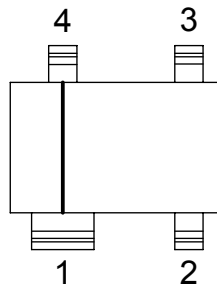
Viewed From Top



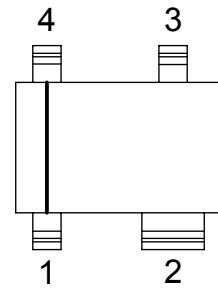
SOT143-DC13



SOT343-DC13



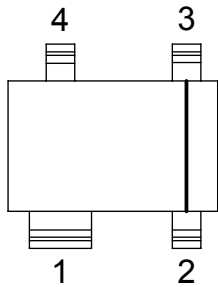
SOT143-DC14



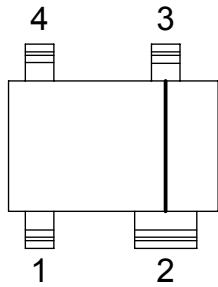
SOT343-DC14

DWG 120413

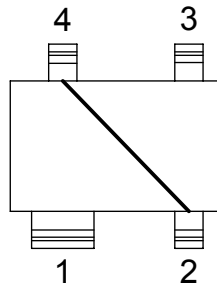
DWG 120414



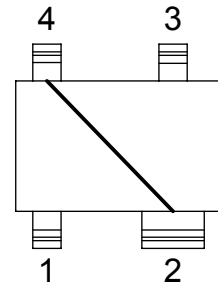
SOT143-DC22



SOT343-DC22



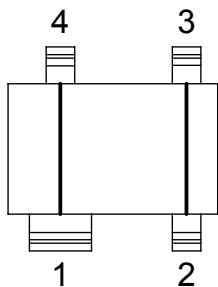
SOT143-DC42



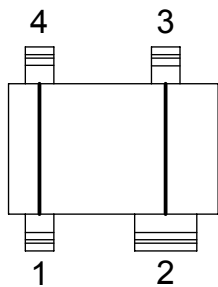
SOT343-DC42

DWG 120422

DWG 120442

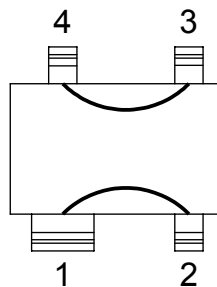


SOT143-DC1423

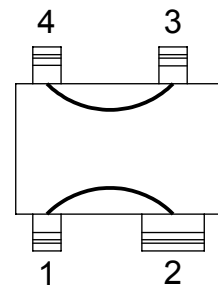


SOT343-DC1423

DWG 121423



SOT143-DC1234



SOT343-DC1234

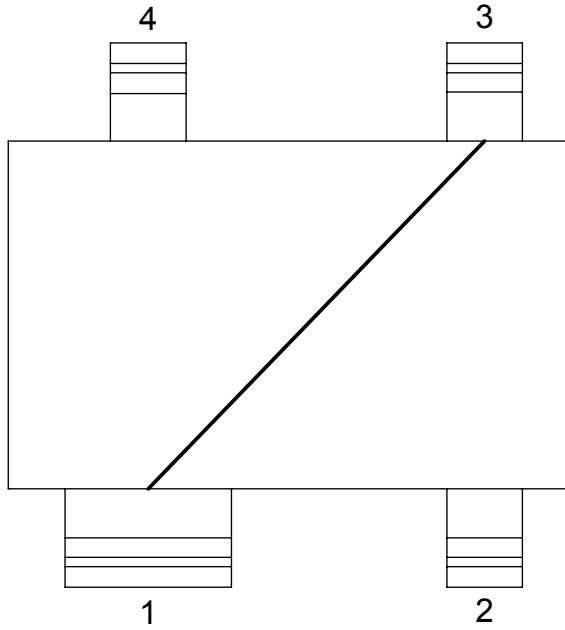
DWG 121234

APPROVALS	DATE	<b>TopLine®</b>			
DRAWN T. Au	08/31/12				
ENG M. Hart	08/31/12	TITLE DAISY CHAIN 4L - SOT			
MFG		SCALE	SIZE A	DRAWING NO. 121024	REV A
QA		DO NOT SCALE DRAWING			SHEET 1 OF 7
CUST					
REVISED					

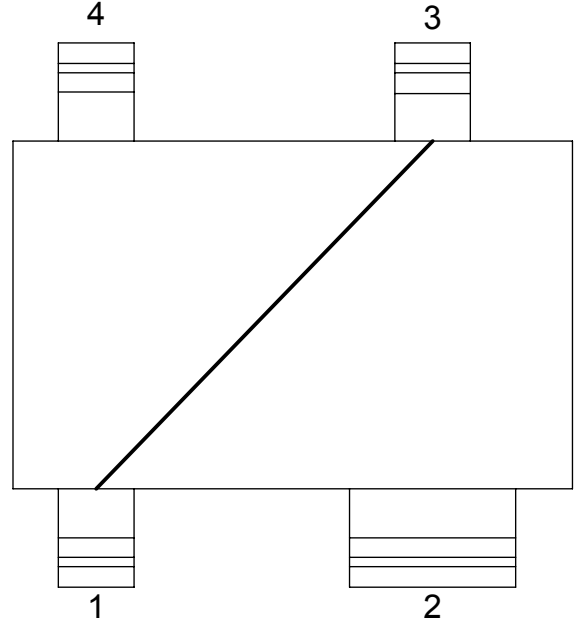
# DAISY CHAIN

Viewed from top

SOT143 - DC13



SOT343 - DC13



DAISY CHAIN NET LIST
PINS
1 ~ 3

**NOTES:**

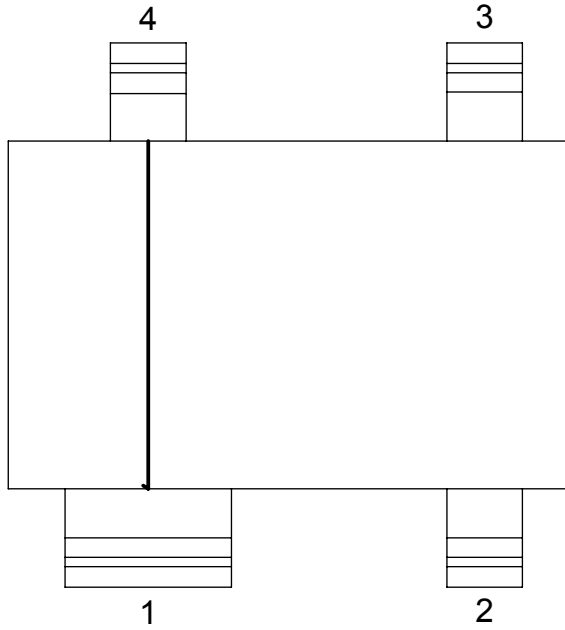
1. DAISY CHAIN WIRE BONDED TO INTERNAL PADS.
2. SEE NET LIST FOR CONNECTIONS BETWEEN PINS.
3. DRAWING NOT TO SCALE.

APPROVALS	DATE	<b>TopLine®</b>			
DRAWN T. Au	08/31/12				
ENG M. Hart	08/31/12	TITLE SOT143 / SOT343 - DC13 DAISY CHAIN			
MFG		SCALE	SIZE A	DRAWING NO. 120413	REV A
QA					
CUST					
REVISED		DO NOT SCALE DRAWING			SHEET 2 OF 7

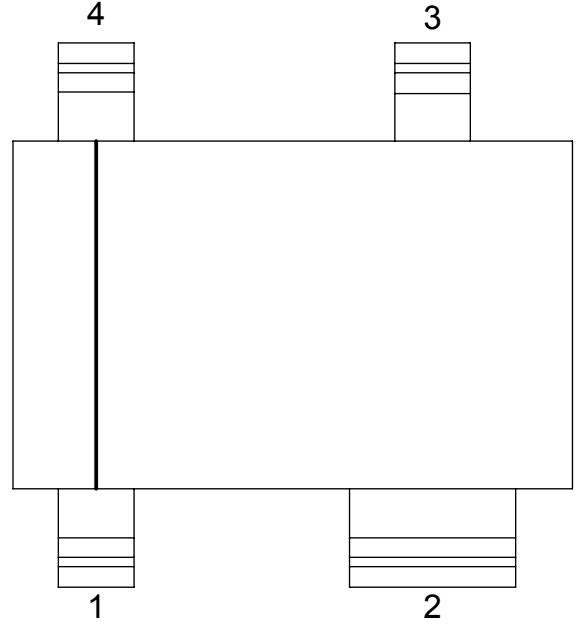
# DAISY CHAIN

Viewed from top

SOT143 - DC14



SOT343 - DC14



DAISY CHAIN NET LIST
PINS
1 ~ 4

**NOTES:**

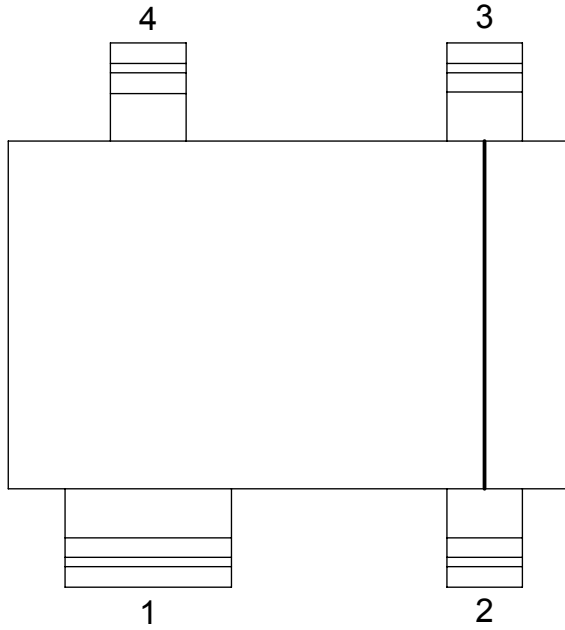
1. DAISY CHAIN WIRE BONDED TO INTERNAL PADS.
2. SEE NET LIST FOR CONNECTIONS BETWEEN PINS.
3. DRAWING NOT TO SCALE.

APPROVALS	DATE	<b>TopLine®</b>			
DRAWN T. Au	08/31/12				
ENG M. Hart	08/31/12	TITLE SOT143 / SOT343 - DC14 DAISY CHAIN			
MFG		SCALE	SIZE A	DRAWING NO. 120414	REV A
QA					
CUST					
REVISED		DO NOT SCALE DRAWING			SHEET 3 OF 7

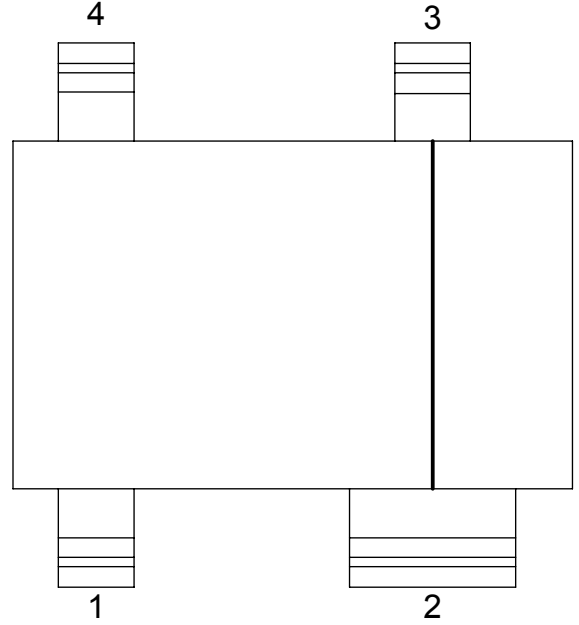
# DAISY CHAIN

Viewed from top

SOT143 - DC22



SOT343 - DC22



DAISY CHAIN
NET LIST
PINS
2 ~ 3

**NOTES:**

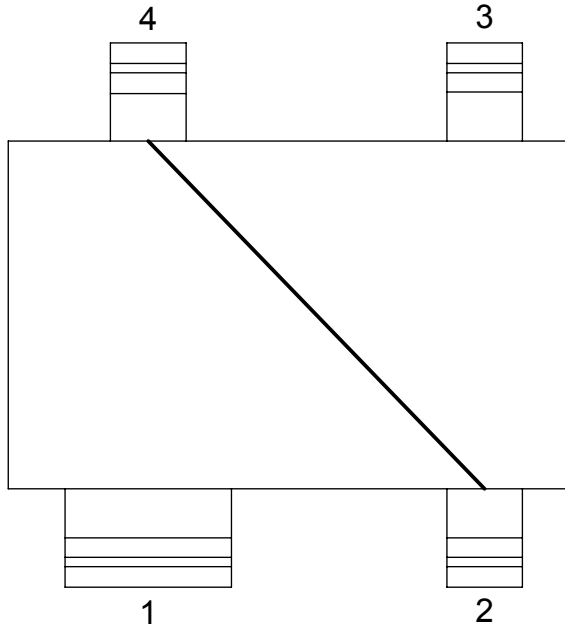
1. DAISY CHAIN WIRE BONDED TO INTERNAL PADS.
2. SEE NET LIST FOR CONNECTIONS BETWEEN PINS.
3. DRAWING NOT TO SCALE.

APPROVALS	DATE	<b>TopLine®</b>			
DRAWN T. Au	08/31/12	TITLE SOT143 / SOT343 - DC22 DAISY CHAIN			
ENG M. Hart	08/31/12				
MFG		SCALE	SIZE A	DRAWING NO. 120422	REV A
QA					
CUST					
REVISED		DO NOT SCALE DRAWING			SHEET 4 OF 7

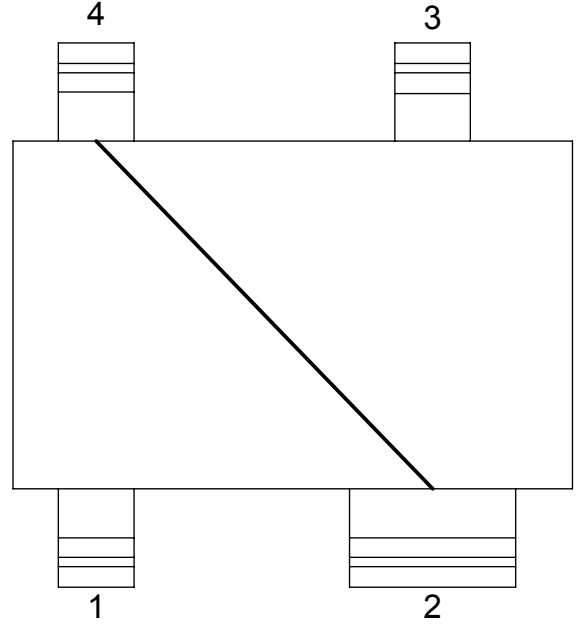
# DAISY CHAIN

Viewed from top

SOT143 - DC42



SOT343 - DC42



DAISY CHAIN NET LIST
PINS
2 ~ 4

**NOTES:**

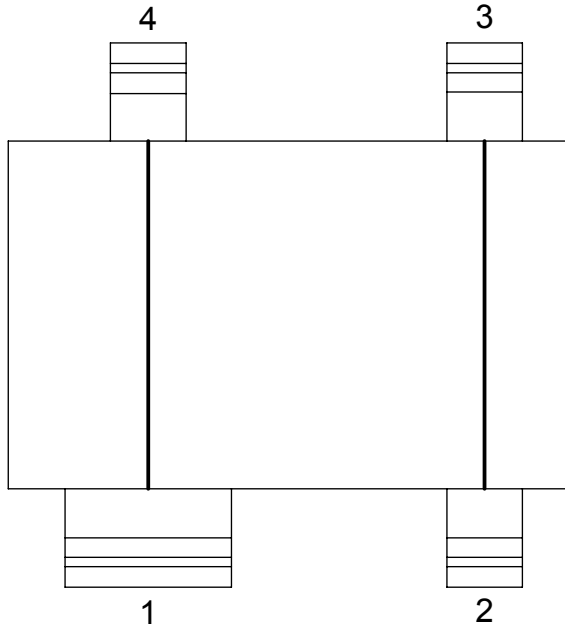
1. DAISY CHAIN WIRE BONDED TO INTERNAL PADS.
2. SEE NET LIST FOR CONNECTIONS BETWEEN PINS.
3. DRAWING NOT TO SCALE.

APPROVALS	DATE	<b>TopLine®</b>			
DRAWN T. Au	08/31/12				
ENG M. Hart	08/31/12	TITLE SOT143 / SOT343 - DC42 DAISY CHAIN			
MFG		SCALE	SIZE A	DRAWING NO. 120442	REV A
QA					
CUST					
REVISED		DO NOT SCALE DRAWING			SHEET 5 OF 7

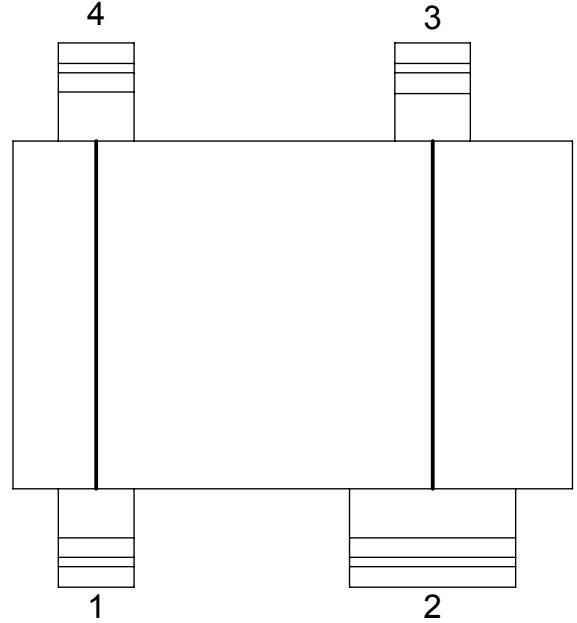
# DAISY CHAIN

Viewed from top

SOT143 - DC1423



SOT343 - DC1423



DAISY CHAIN NET LIST
PINS
1 ~ 4
2 ~ 3

**NOTES:**

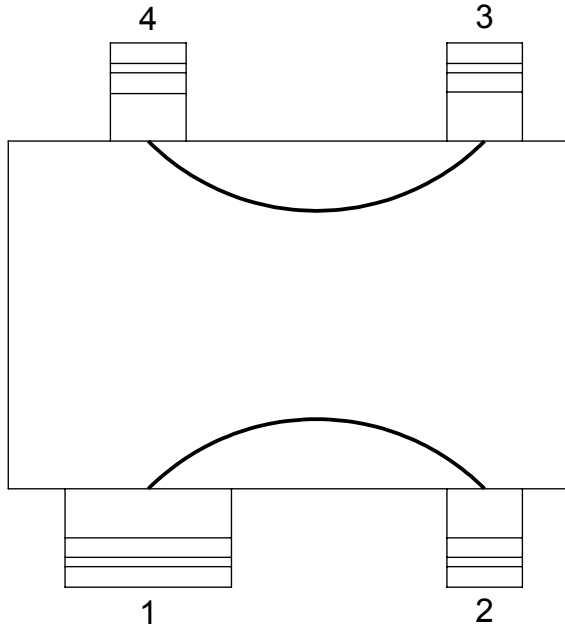
1. DAISY CHAIN WIRE BONDED TO INTERNAL PADS.
2. SEE NET LIST FOR CONNECTIONS BETWEEN PINS.
3. DRAWING NOT TO SCALE.

APPROVALS	DATE	<b>TopLine®</b>			
DRAWN T. Au	08/31/12				
ENG M. Hart	08/31/12	TITLE SOT143 / SOT343 - DC1423 DAISY CHAIN			
MFG		SCALE	SIZE A	DRAWING NO. 121423	REV A
QA					
CUST					
REVISED		DO NOT SCALE DRAWING			SHEET 6 OF 7

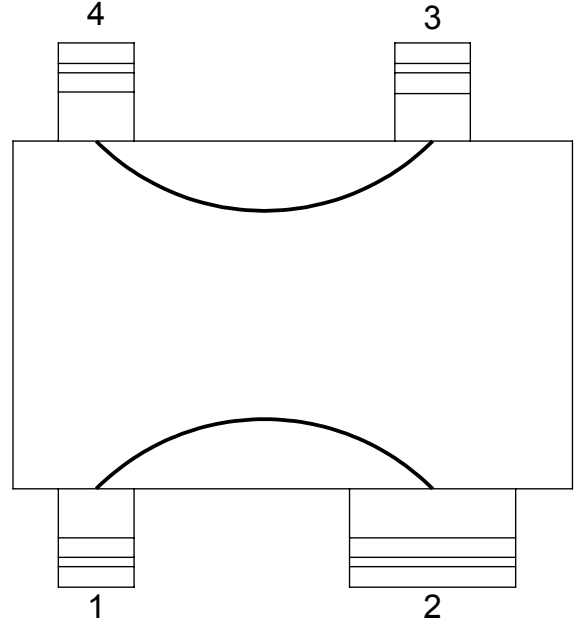
# DAISY CHAIN

Viewed from top

SOT143 - DC1234



SOT343 - DC1234



DAISY CHAIN NET LIST
PINS
1 ~ 2
3 ~ 4

**NOTES:**

1. DAISY CHAIN WIRE BONDED TO INTERNAL PADS.
2. SEE NET LIST FOR CONNECTIONS BETWEEN PINS.
3. DRAWING NOT TO SCALE.

APPROVALS	DATE	<b>TopLine®</b>			
DRAWN T. Au	08/31/12	TITLE SOT143 / SOT343 - DC1234 DAISY CHAIN			
ENG M. Hart	08/31/12				
MFG		SCALE	SIZE A	DRAWING NO. 121234	REV A
QA					
CUST					
REVISED		DO NOT SCALE DRAWING		SHEET 7 OF 7	