


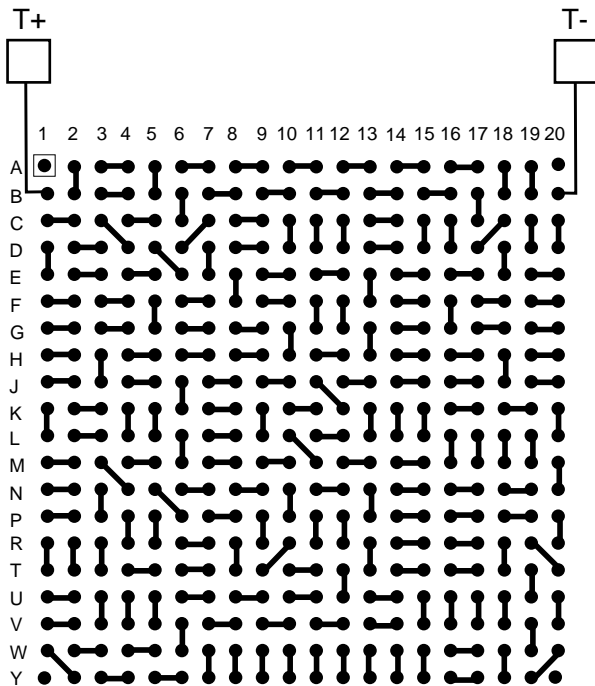

TEL 1-714-898-3830
 info@toplinedummy.com

BALLS	PITCH	SIZE	MATRIX	ROWS	CENTER	MAT'L
400	1.27mm	27mm SQ	20 x 20	full	full	ceramic


BALL VIEW



BOTTOM SIDE (TOP X-RAY VIEW)



TEST VEHICLE BOARD



AFTER MOUNTING TO TEST BOARD

CBGA400T1.27L-DC21

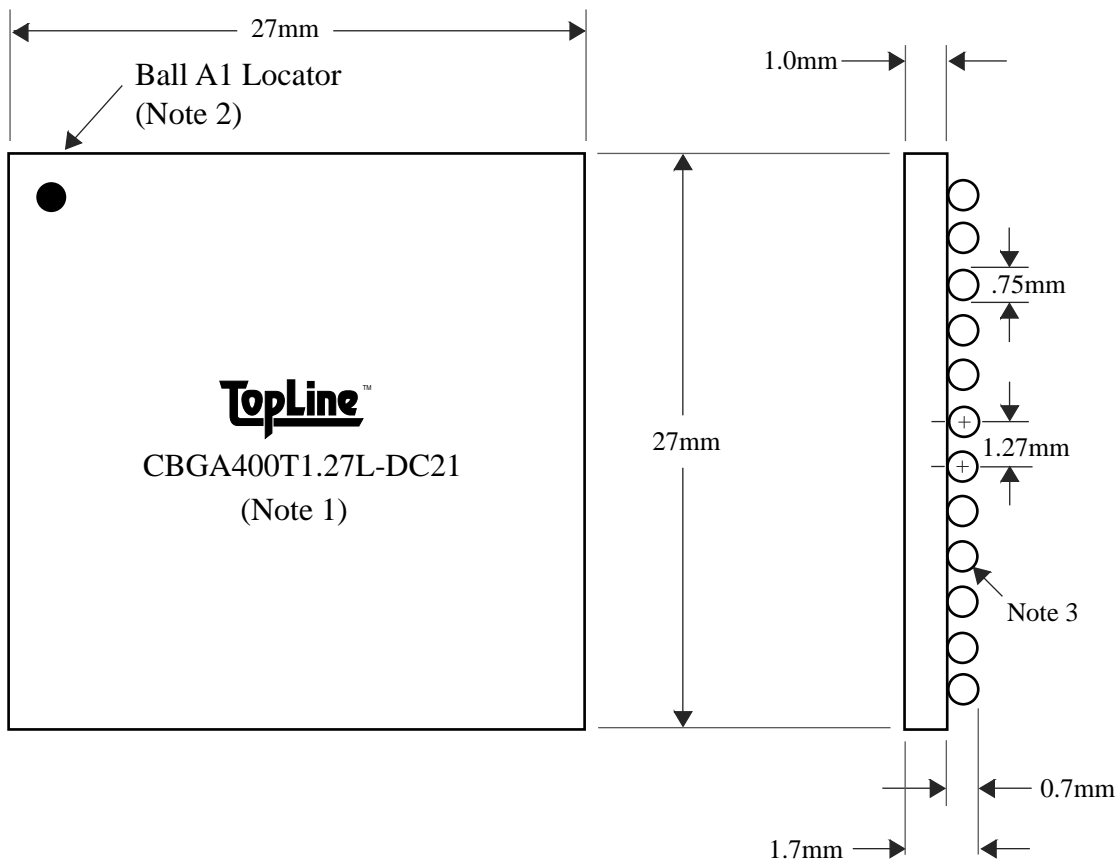


TEL 1-714-898-3830
info@toplinedummy.com

<u>BALLS</u>	<u>PITCH</u>	<u>SIZE</u>	<u>MATRIX</u>	<u>ROWS</u>	<u>CENTER</u>	<u>MAT'L</u>
400	1.27mm	27mm SQ	20 x 20	full	full	ceramic

TOP VIEW

SIDE VIEW



NOTES		REVISIONS		
Note 1	TopLine logo and part number centered Black ink	Rev	Date	Changes
Note 2	Ball A1 locator mark positioned in corner			
Note 3	Ball Material: 62/36/2 SnPbAg	PACKAGING TRAYS		
Note 4	Substrate Material: Ceramic			Tray BGATRAY27mm-4x10 Tray Quantity 40