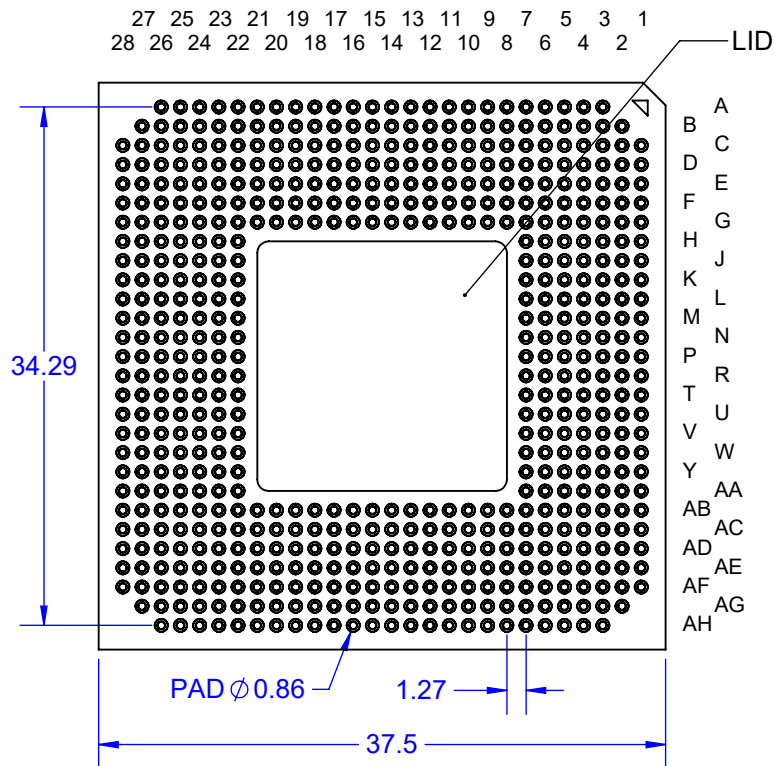
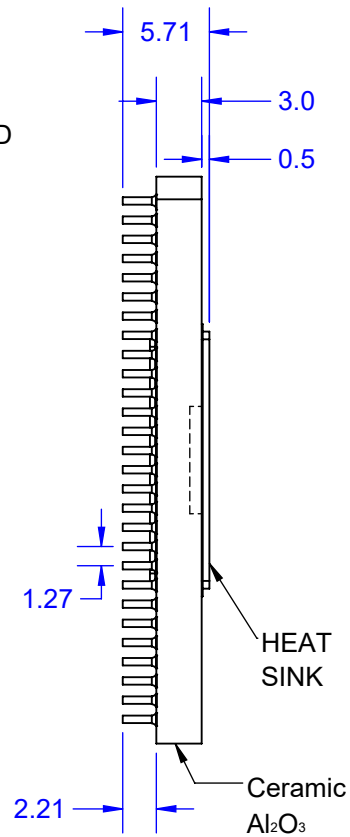


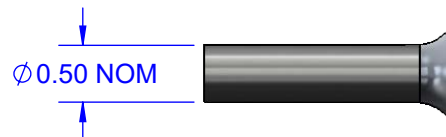
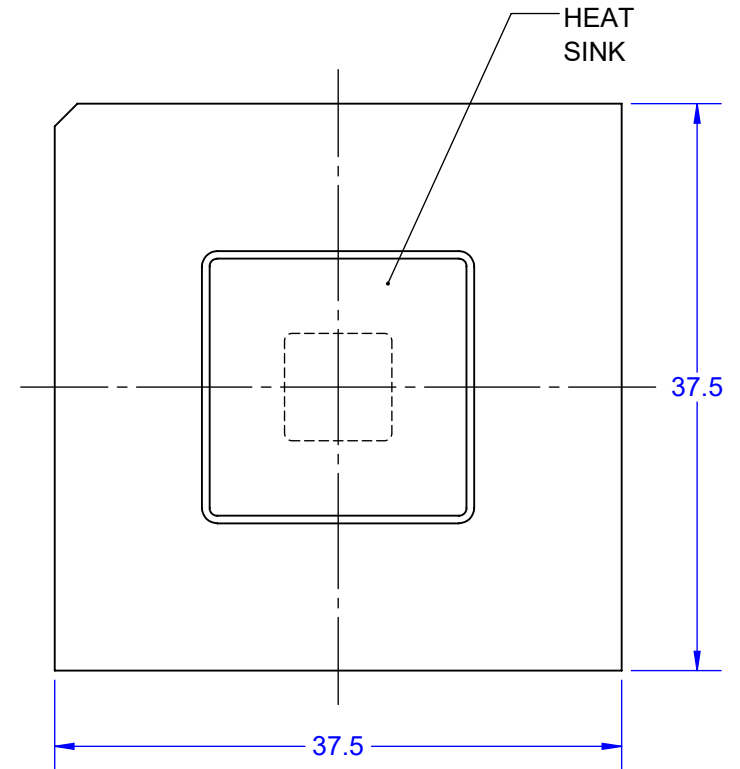
### BOTTOM VIEW WITH LID CAVITY DOWN



### SIDE VIEW



### TOP VIEW WITH HEAT SINK



1. PLATING: (ELECTROLESS)  
 Ni: 3.20~12.00 MICRON.  
 Au: 1.52 MICRON MIN.


- Notes: (Unless Otherwise Specified).  
 1) DIMENSIONS ARE MM.  
 2) SHOWN WITH COLUMNS.  
 3) SHOWN WITH LID COVER ATTACHED.

PART NUMBER OPTIONS			
PART NUMBER	COLUMN ALLOY	COPPER WRAP	DIAMETER
CCGA576T1.27A-28x28	Pb90 / Sn10	NO	Ø0.50mm


APPROVALS	DATE	<b>TopLine®</b>			
DRAWN T. Au	08/06/2022				
ENG M. Hart	08/06/2022	TITLE CCGA576T1.27-28x28 COLUMN GRID ARRAY			
MFG		SCALE 2.5:1	SIZE A	DRAWING NO. 160093	REV A
QA		DO NOT SCALE DRAWING			SHEET 2 OF 16
CUST					
REVISED					

# PAD PATTERN

## COLUMN (PAD) VIEW



## TOP X-RAY VIEW



**TopLine®**

TITLE CCGA576T1.27-28x28  
COLUMN GRID ARRAY

SCALE 4:1	SIZE A	DRAWING NO. 160093	REV A
--------------	-----------	-----------------------	----------

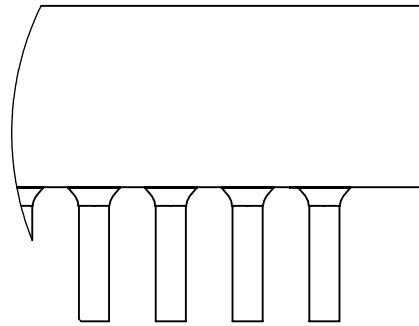
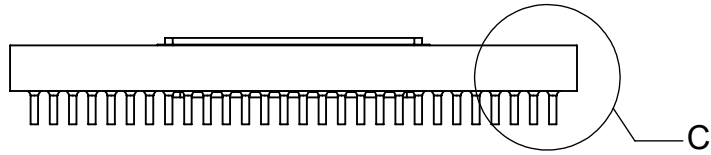
DO NOT SCALE DRAWING

SHEET 6 OF 16

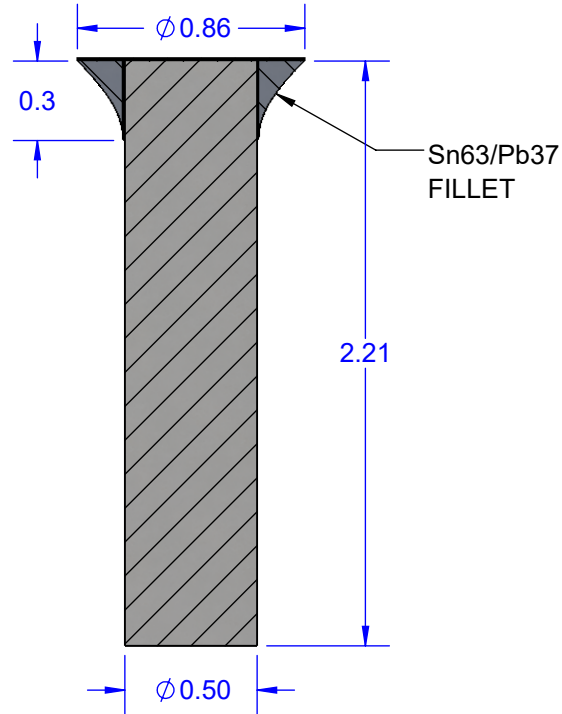
DIMENSIONS: INCHES

# SOLDER PIN OPTIONS

Pb90/Sn10



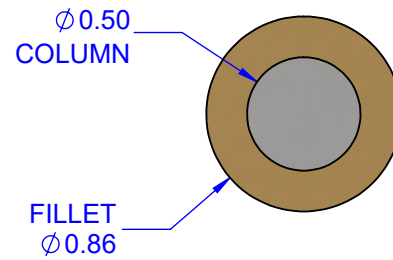
DETAIL C  
SCALE 8 : 1



SECTION D-D  
SCALE 35 : 1




Pb90/Sn10  
SCALE 15:1



<b>TopLine<sup>®</sup></b>			
TITLE CCGA576T1.27-28x28 COLUMN GRID ARRAY			
SCALE 8:1	SIZE A	DRAWING NO. 160093	REV A
DO NOT SCALE DRAWING			SHEET 8 OF 16


**MODEL TOP**  
**CCGA576T1.27A-28x28**  
**Pb90/Sn10 PLAIN COLUMNS**



**TOP**

<b>TopLine<sup>®</sup></b>			
TITLE		CCGA576T1.27-28x28 COLUMN GRID ARRAY	
SCALE	SIZE	DRAWING NO.	REV
2.5:1	A	160093	A
DO NOT SCALE DRAWING			SHEET 12 OF 16

**MODEL TOP**  
**CCGA576T1.27A-28x28**  
**Pb90/Sn10 PLAIN COLUMNS**



**COLUMNS**

**TopLine®**

TITLE CCGA576T1.27-28x28  
COLUMN GRID ARRAY

SCALE 2.5:1	SIZE A	DRAWING NO. 160093	REV A
----------------	-----------	-----------------------	----------

DO NOT SCALE DRAWING

SHEET 13 OF 16