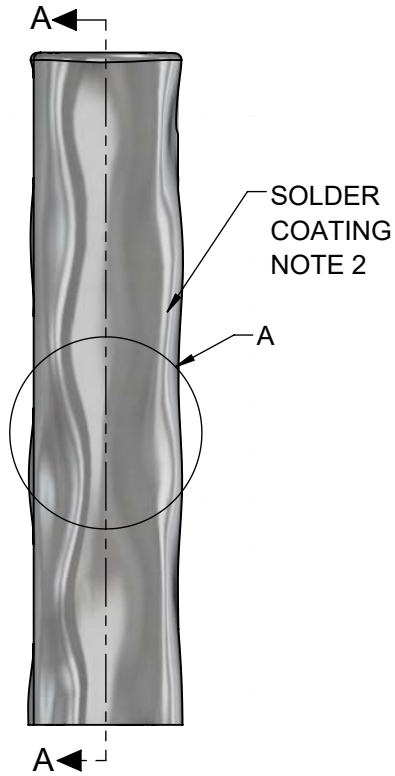


AFTER COATING

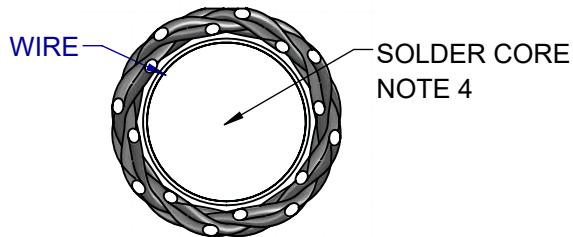


SOLDER COATING
NOTE 2

A

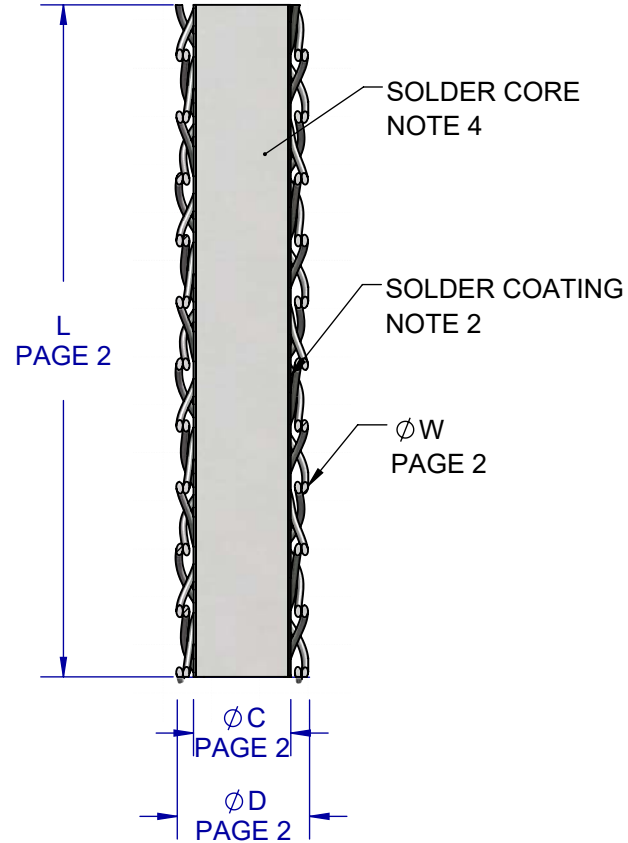
A

TOP



SOLDER CORE
NOTE 4

BEFORE COATING SECTION VIEW



SOLDER CORE
NOTE 4

SOLDER COATING
NOTE 2


Ø W
PAGE 2

L
PAGE 2

Ø C
PAGE 2

Ø D
PAGE 2

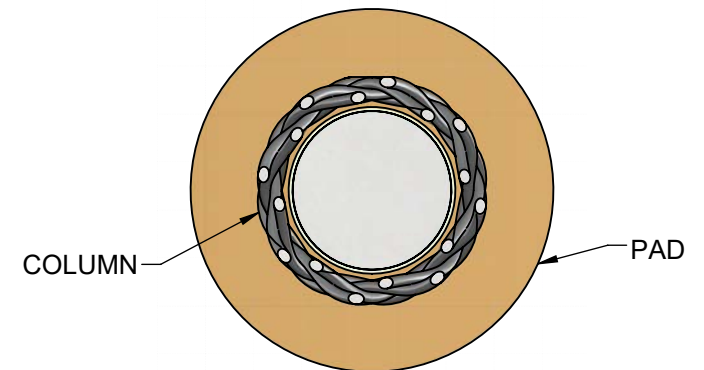
BRAIDED PATTERN 16X WIRES



WIRE

DETAIL A
BEFORE COATING
SCALE 100:1

LAND PAD



COLUMN

PAD

NOTES: (UNLESS OTHERWISE SPECIFIED).

1. DIMENSIONS: MM [INCH].
2. THICKNESS: SOLDER COATING 6~25µm [0.25~1.0 MIL].
3. WIRE: 16 STRANDS BeCu ALLOY C172.
4. MATERIAL OPTIONS: SEE PAGE 4.

APPROVALS	DATE	TopLine®			
DRAWN T.Au	3/24/2024				
ENG M. Hart	3/24/2024	TITLE BC10H18X BRAIDED COLUMNS LEAD FREE			
MFG		SCALE	SIZE	DRAWING NO.	REV
QA		35:1	A	951800	A
CUST		DO NOT SCALE DRAWING			SHEET 1 OF 5
REVISED					

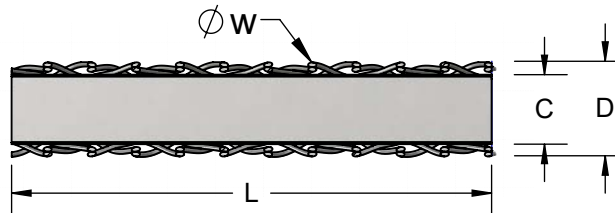
**COLUMN PART NUMBER
LEAD-FREE RoHS**

ϕ D Diameter	PART NUMBER Core Sn90/Sb10	ϕ C Core	LENGTH (L)	
			mm	Inch
0.45mm (0.018") 18mil	BC10H18x40B	0.30mm	1.00	0.040
	BC10H18x50B		1.27	0.050
	BC10H18x60B		1.52	0.060
	BC10H18x63B		1.60	0.063
	BC10H18x70B		1.80	0.070
	BC10H18x75B		1.90	0.075
	BC10H18x87B		2.21	0.087
	BC10H18x91B		2.31	0.091
	BC10H18x93B		2.36	0.093
	BC10H18x100B		2.54	0.100

ϕ W = 0.038mm (1.5 mil). Solder Coating Sn90/Ag3.0/In6

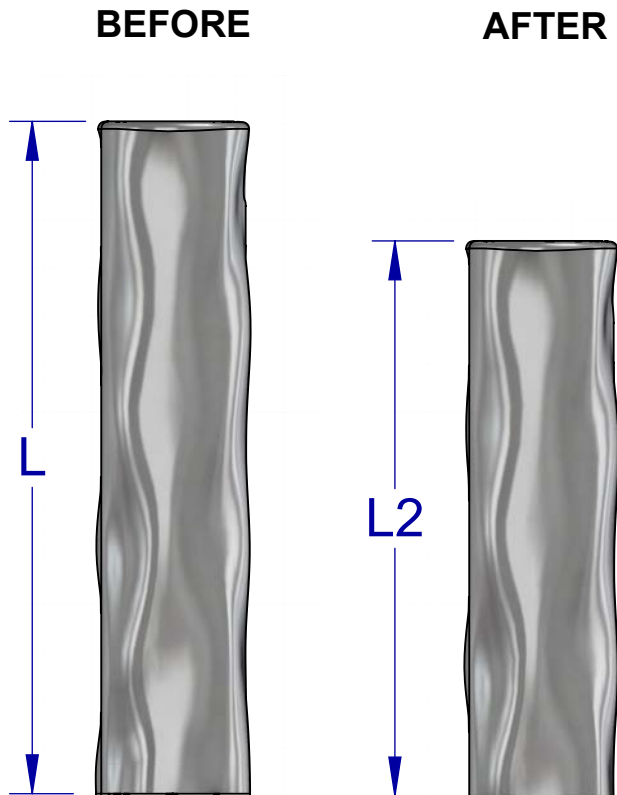
NOTES:

1. OTHER DIAMETERS AND LENGTHS AVAILABLE.
2. ALTERNATIVE CORE MATERIALS AVAILABLE.
3. LENGTH "L" AS DELIVERED BEFORE TRIMMING.



TopLine[®]			
TITLE BC10H18X BRAIDED COLUMNS LEAD FREE			
SCALE NONE	SIZE A	DRAWING NO. 951800	REV A
DO NOT SCALE DRAWING		SHEET 2 OF 5	

COLUMN PLANARIZATION (TRIMMING)



L (Note 1)		L2 (Note 2)	
mm	Inch	mm	Inch
0.80mm	0.031"	0.61 ~ 0.71mm	0.024 ~ 0.028"
0.90mm	0.035"	0.71 ~ 0.79mm	0.028 ~ 0.031"
1.0mm	0.040"	0.76 ~ 0.89mm	0.030 ~ 0.035"
1.27mm	0.050"	1.00 ~ 1.14mm	0.040 ~ 0.045"
1.52mm	0.060"	1.27 ~ 1.40mm	0.050 ~ 0.055"
1.60mm	0.063"	1.35 ~ 1.45mm	0.053 ~ 0.057"
1.70mm	0.067"	1.45 ~ 1.58mm	0.057 ~ 0.062"
1.80mm	0.070"	1.52 ~ 1.65mm	0.060 ~ 0.065"
1.90mm	0.075"	1.65 ~ 1.75mm	0.065 ~ 0.070"
2.21mm	0.087"	1.95 ~ 2.08mm	0.077 ~ 0.082"
2.31mm	0.091"	2.05 ~ 2.21mm	0.081 ~ 0.087"
2.36mm	0.093"	2.11 ~ 2.21mm	0.083 ~ 0.087"
2.41mm	0.095"	2.11 ~ 2.21mm	0.083 ~ 0.087"
2.54mm	0.100"	2.21 ~ 2.41mm	0.087 ~ 0.095"

CONTACT TOPLINE FOR OTHER LENGTHS

NOTES:

1. COLUMN LENGTH AS DELIVERED.
2. COLUMN PLANARIZATION (TRIM) AFTER ATTACHMENT TO LGA CHIP PACKAGE.

TopLine [®]			
TITLE		BC10H18X BRAIDED COLUMNS LEAD FREE	
SCALE	SIZE	DRAWING NO.	REV
35:1	A	951800	A
DO NOT SCALE DRAWING			SHEET 3 OF 5

BRAIDED COLUMNS MATERIALS

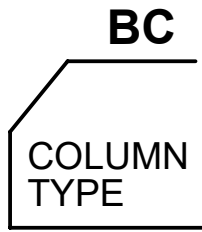
SPEC REFERENCE	LEAD FREE RoHS (SnSb)
PART SERIES	BC10H
DWG NUMBER	9518XX
CORE ALLOY	Sn90/Sb10
CORE SOLIDUS	245 °C
CORE LIQUIDUS	266 °C
SOLDER COATING	Sn90/Ag3.0/In6/Bi/Cu
BRAIDED WIRE	C172
REFLOW TEMP	~ 235 °C

NOTES:

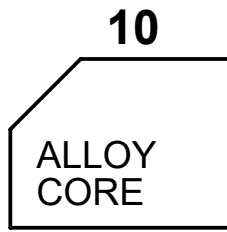
1. OTHER CORE ALLOYS AND BRAID WIRE MATERIALS AVAILABLE.

TopLine[®]			
TITLE		BC10H18X BRAIDED COLUMNS LEAD FREE	
SCALE	SIZE	DRAWING NO.	REV
NONE	A	951800	A
DO NOT SCALE DRAWING			SHEET 4 OF 5

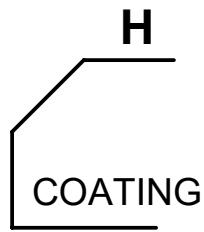
PART NUMBERING SYSTEM



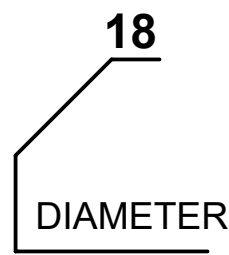
BC =
BRAIDED
COLUMN



LEAD FREE RoHS
10 = Sn90/Sb10



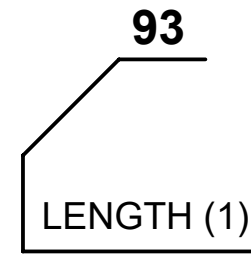
LEAD FREE RoHS
H = Sn90/Ag3.5/In6.0



Mil	mm
8	0.20mm
9	0.23mm
10	0.25mm
11	0.28mm
12	0.30mm
14	0.35mm
16	0.40mm
18	0.45mm
20	0.50mm

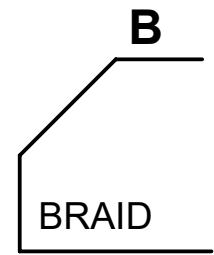


X = BULK
E = REEL



Mil	mm
40	1.00
50	1.27
60	1.52
63	1.60
70	1.80
75	1.90
87	2.21
91	2.31
93	2.36
100	2.54

Other Available



C172 BeCu
A = \varnothing 0.025mm
B = \varnothing 0.038mm
C = \varnothing 0.050mm

NOTES:

1. NOMINAL LENGTH AS DELIVERED BEFORE PLANARIZING (TRIMMING).
2. SEE APPLICATION NOTES (Page 3) FOR TRIMMING AFTER ATTACHING TO LGA CHIP PACKAGE.

TopLine®			
TITLE BC10H18X BRAIDED COLUMNS LEAD FREE			
SCALE NONE	SIZE A	DRAWING NO. 951800	REV A
DO NOT SCALE DRAWING		SHEET 5 OF 5	