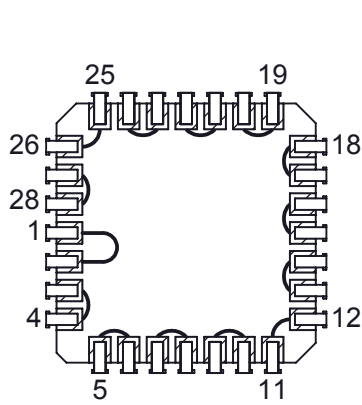


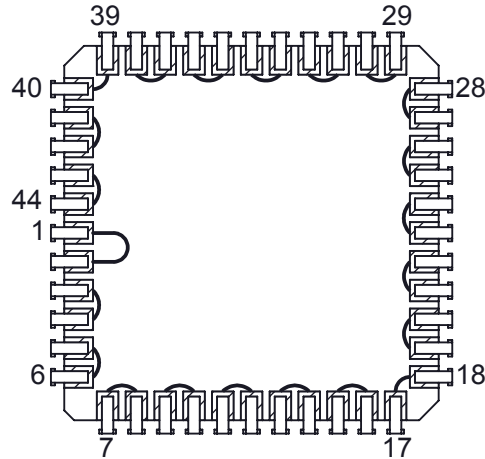
DAISY CHAIN

CLCC - J-Lead Ceramic Chip Carrier

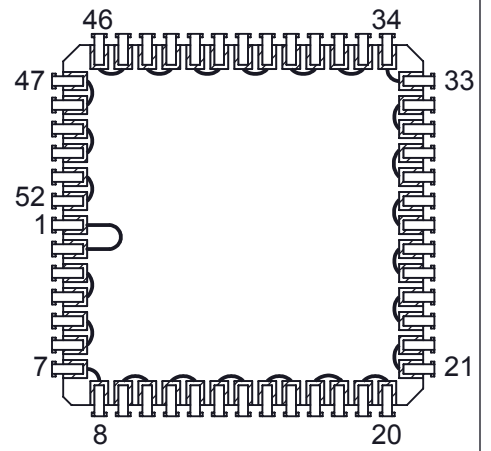
Viewed From Top



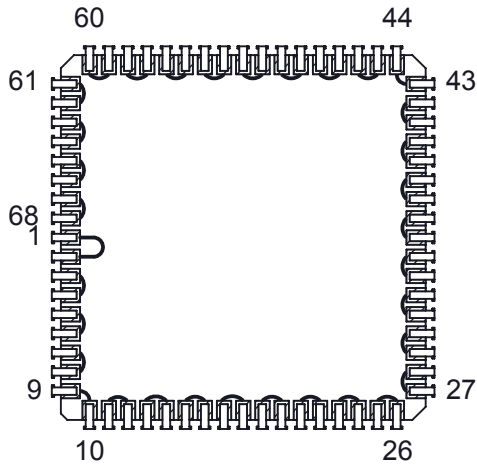
CLCC 28
DWG 122819



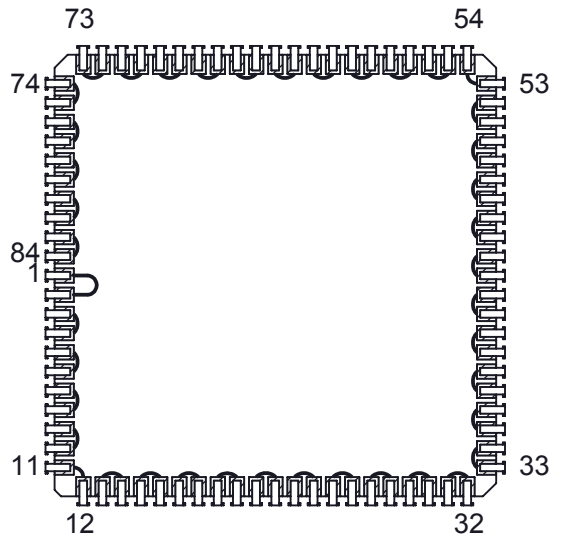
CLCC 44
DWG 124419



CLCC 52
DWG 125219



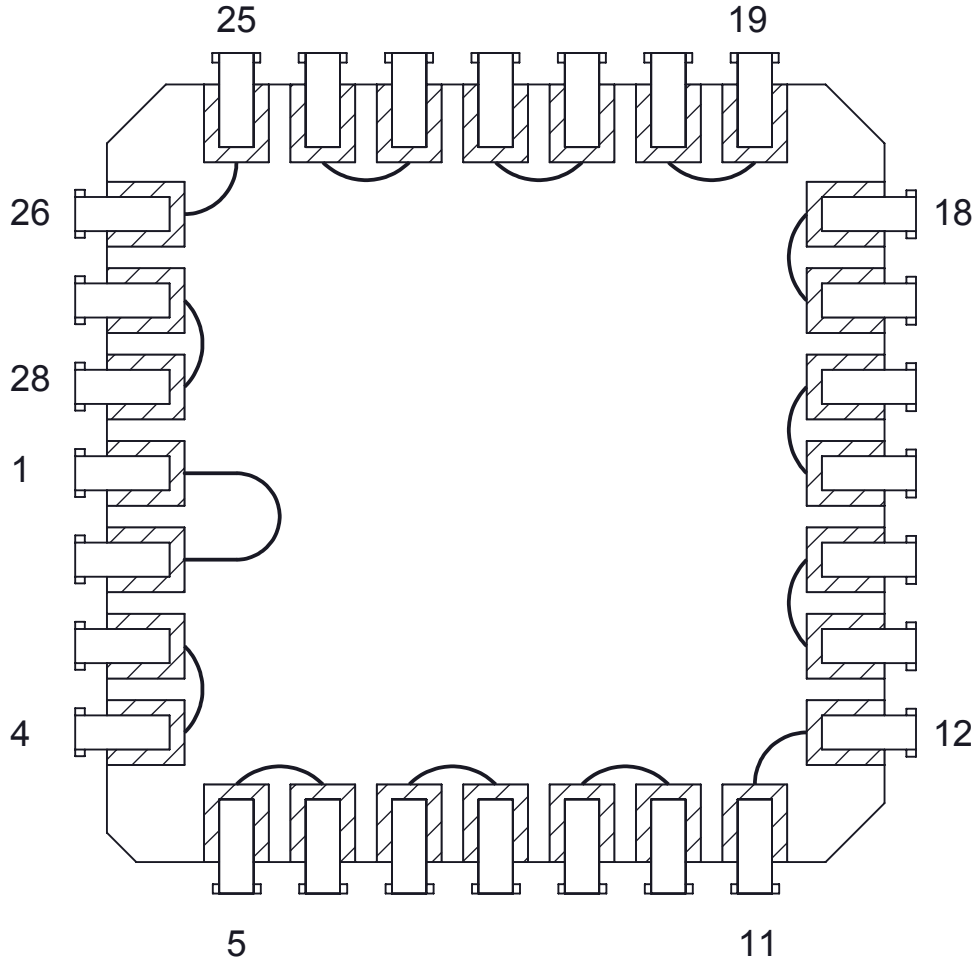
CLCC 68
DWG 126819



CLCC 84
DWG 128419

APPROVALS	DATE	TopLine®			
DRAWN T. Au	06/20/12	TITLE DAISY CHAIN CLCC - J- Lead Ceramic Chip Carrier			
ENG M. Hart	06/20/12				
MFG		SCALE	SIZE	DRAWING NO.	REV
QA			A	121019	A
CUST		DO NOT SCALE DRAWING			SHEET 1 OF 6
REVISED					

CLCC28 - DAISY CHAIN TOP VIEW (INTERNAL CONNECTIONS)



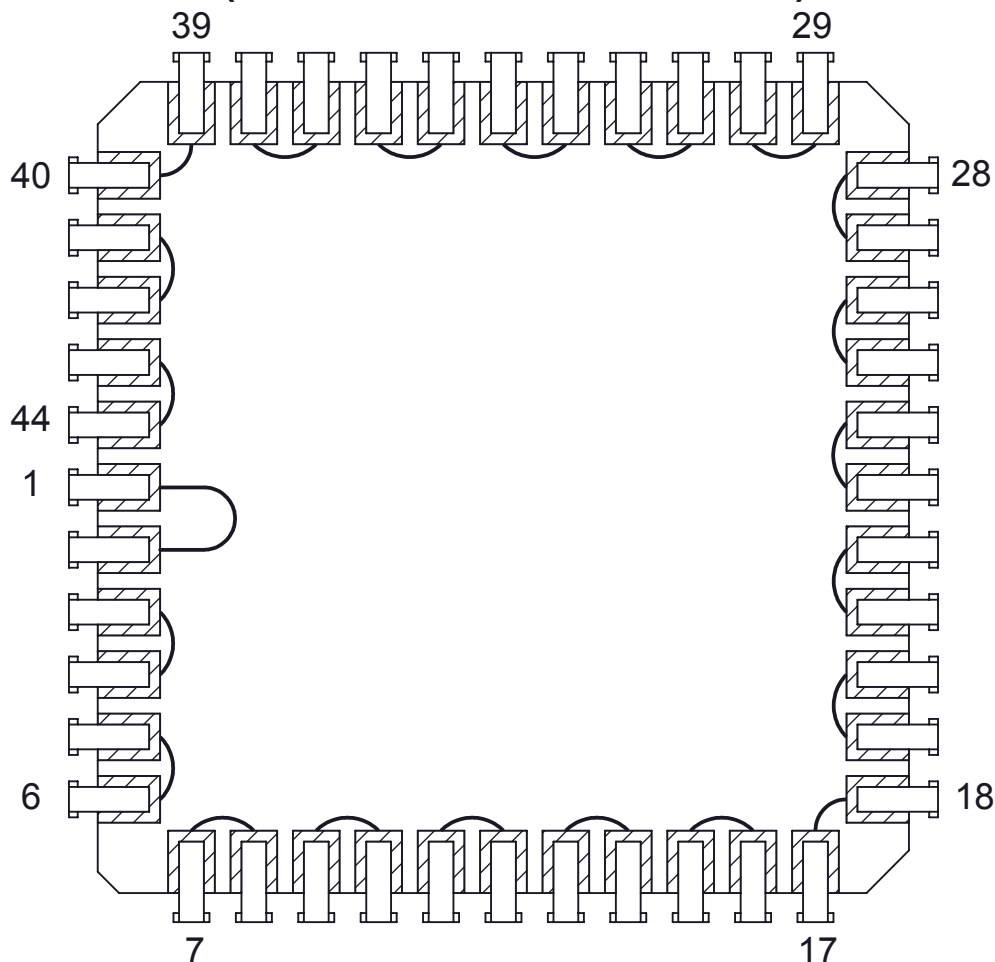
DAISY CHAIN NET LIST		
PINS	PINS	PINS
1 ~ 2	3 ~ 4	25 ~ 26
5 ~ 6	7 ~ 8	27 ~ 28
9 ~ 10	11 ~ 12	
13 ~ 14	15 ~ 16	
17 ~ 18	19 ~ 20	
21 ~ 22	23 ~ 24	

NOTES:

1. DAISY CHAIN WIRE BONDED TO INTERNAL PADS.
2. SEE NET LIST FOR CONNECTIONS BETWEEN PINS.
3. DRAWING NOT TO SCALE.

TopLine®			
TITLE CLCC28 - DAISY CHAIN PIN CONNECTIONS			
SCALE	SIZE A	DRAWING NO. 122819	REV A
DO NOT SCALE DRAWING			SHEET 2 OF 6

CLCC44 - DAISY CHAIN TOP VIEW (INTERNAL CONNECTIONS)



DAISY CHAIN NET LIST

PINS	PINS	PINS	PINS
1 ~ 2	3 ~ 4	25 ~ 26	37 ~ 38
5 ~ 6	7 ~ 8	27 ~ 28	39 ~ 40
9 ~ 10	11 ~ 12	29 ~ 30	41 ~ 42
13 ~ 14	15 ~ 16	31 ~ 32	43 ~ 44
17 ~ 18	19 ~ 20	33 ~ 34	
21 ~ 22	23 ~ 24	35 ~ 36	

NOTES:

1. DAISY CHAIN WIRE BONDED TO INTERNAL PADS.
2. SEE NET LIST FOR CONNECTIONS BETWEEN PINS.
3. DRAWING NOT TO SCALE.

TopLine®

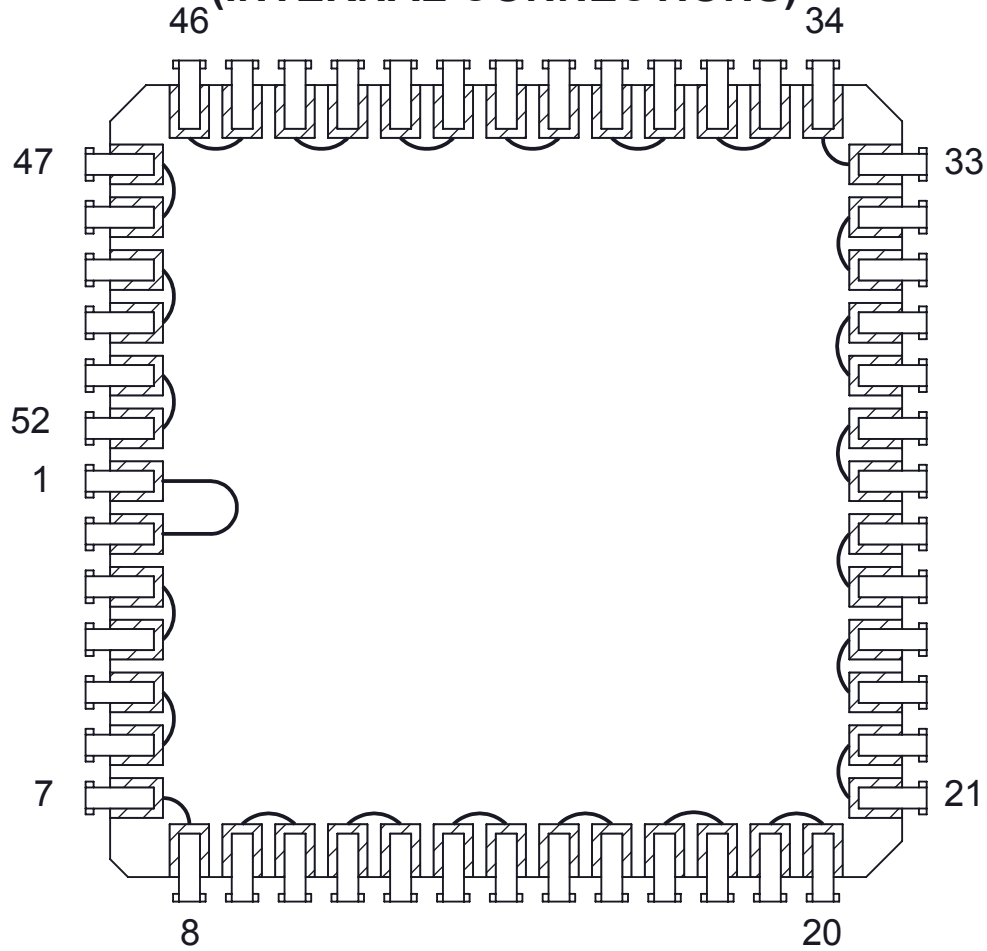
TITLE CLCC44 - DAISY CHAIN
PIN CONNECTIONS

SCALE	SIZE A	DRAWING NO. 124419	REV A
-------	-----------	-----------------------	----------

DO NOT SCALE DRAWING

SHEET 3 OF 6

**CLCC52 - DAISY CHAIN
TOP VIEW
(INTERNAL CONNECTIONS)**



**DAISY CHAIN
NET LIST**

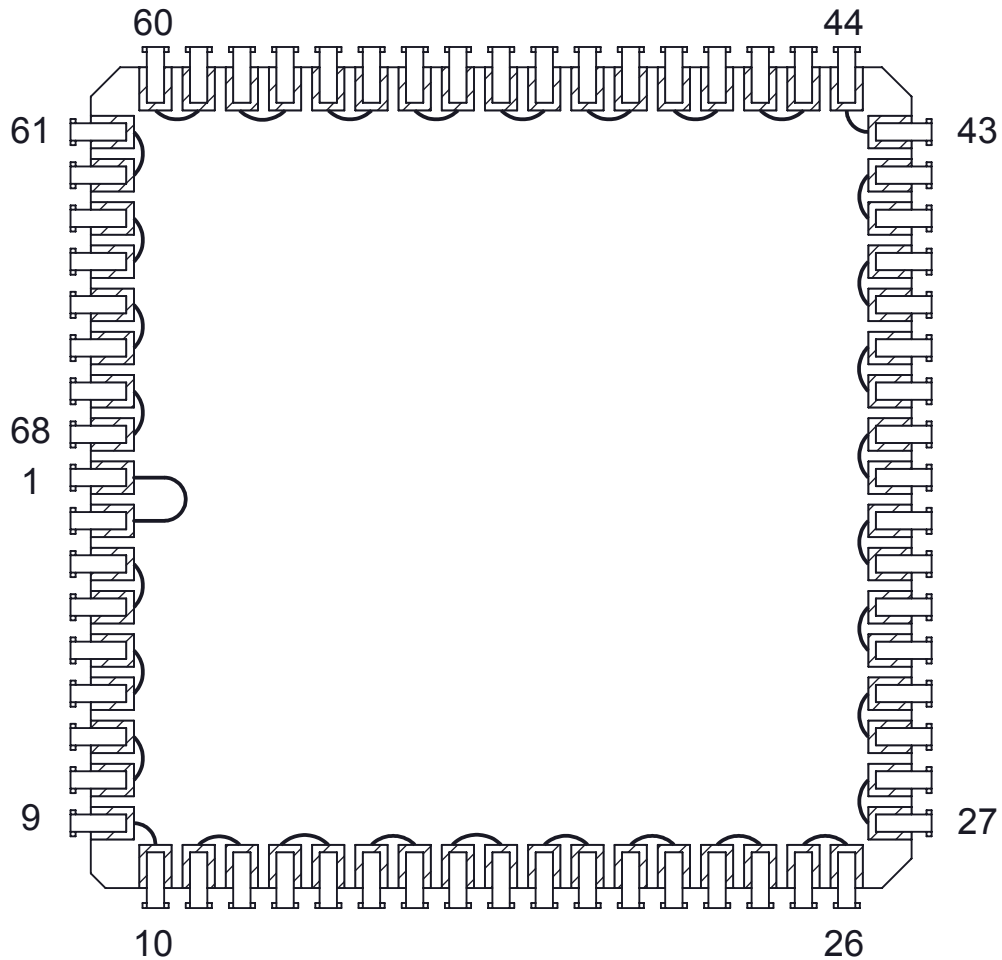
PINS	PINS	PINS	PINS	PINS
1 ~ 2	3 ~ 4	25 ~ 26	37 ~ 38	49 ~ 50
5 ~ 6	7 ~ 8	27 ~ 28	39 ~ 40	51 ~ 52
9 ~ 10	11 ~ 12	29 ~ 30	41 ~ 42	
13 ~ 14	15 ~ 16	31 ~ 32	43 ~ 44	
17 ~ 18	19 ~ 20	33 ~ 34	45 ~ 46	
21 ~ 22	23 ~ 24	35 ~ 36	47 ~ 48	

NOTES:

1. DAISY CHAIN WIRE BONDED TO INTERNAL PADS.
2. SEE NET LIST FOR CONNECTIONS BETWEEN PINS.
3. DRAWING NOT TO SCALE.

TopLine®			
TITLE CLCC52 - DAISY CHAIN PIN CONNECTIONS			
SCALE	SIZE A	DRAWING NO. 125219	REV A
DO NOT SCALE DRAWING		SHEET 4 OF 6	

CLCC68 - DAISY CHAIN TOP VIEW (INTERNAL CONNECTIONS)



DAISY CHAIN NET LIST


PINS	PINS	PINS	PINS	PINS	PINS
1 ~ 2	3 ~ 4	25 ~ 26	37 ~ 38	49 ~ 50	61 ~ 62
5 ~ 6	7 ~ 8	27 ~ 28	39 ~ 40	51 ~ 52	63 ~ 64
9 ~ 10	11 ~ 12	29 ~ 30	41 ~ 42	53 ~ 54	65 ~ 66
13 ~ 14	15 ~ 16	31 ~ 32	43 ~ 44	55 ~ 56	67 ~ 68
17 ~ 18	19 ~ 20	33 ~ 34	45 ~ 46	57 ~ 58	
21 ~ 22	23 ~ 24	35 ~ 36	47 ~ 48	59 ~ 60	

NOTES:

1. DAISY CHAIN WIRE BONDED TO INTERNAL PADS.
2. SEE NET LIST FOR CONNECTIONS BETWEEN PINS.
3. DRAWING NOT TO SCALE.

TopLine®			
TITLE CLCC68 - DAISY CHAIN PIN CONNECTIONS			
SCALE	SIZE A	DRAWING NO. 126819	REV A
DO NOT SCALE DRAWING			SHEET 5 OF 6

CLCC84 - DAISY CHAIN TOP VIEW (INTERNAL CONNECTIONS)



DAISY CHAIN NET LIST

PINS	PINS	PINS	PINS	PINS	PINS	PINS
1 ~ 2	3 ~ 4	25 ~ 26	37 ~ 38	49 ~ 50	61 ~ 62	73 ~ 74
5 ~ 6	7 ~ 8	27 ~ 28	39 ~ 40	51 ~ 52	63 ~ 64	75 ~ 76
9 ~ 10	11 ~ 12	29 ~ 30	41 ~ 42	53 ~ 54	65 ~ 66	77 ~ 78
13 ~ 14	15 ~ 16	31 ~ 32	43 ~ 44	55 ~ 56	67 ~ 68	79 ~ 80
17 ~ 18	19 ~ 20	33 ~ 34	45 ~ 46	57 ~ 58	69 ~ 70	81 ~ 82
21 ~ 22	23 ~ 24	35 ~ 36	47 ~ 48	59 ~ 60	71 ~ 72	83 ~ 84

NOTES:

1. DAISY CHAIN WIRE BONDED TO INTERNAL PADS.
2. SEE NET LIST FOR CONNECTIONS BETWEEN PINS.
3. DRAWING NOT TO SCALE.

TopLine®			
TITLE CLCC84 - DAISY CHAIN PIN CONNECTIONS			
SCALE	SIZE A	DRAWING NO. 128419	REV A
DO NOT SCALE DRAWING			SHEET 6 OF 6