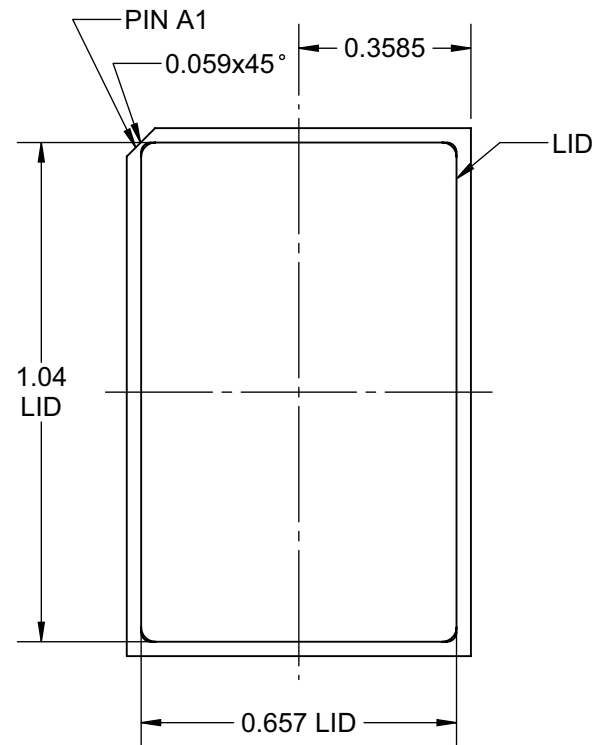
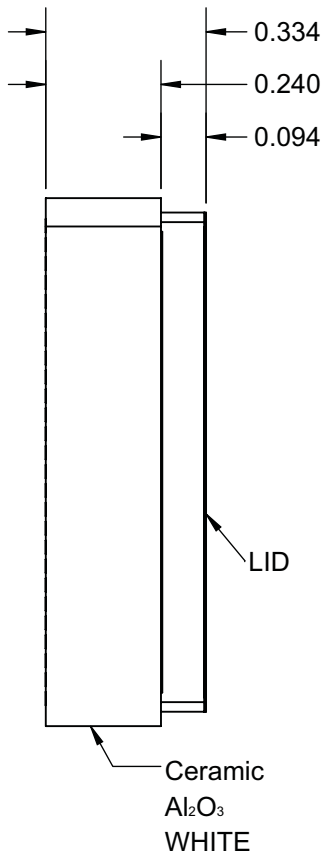
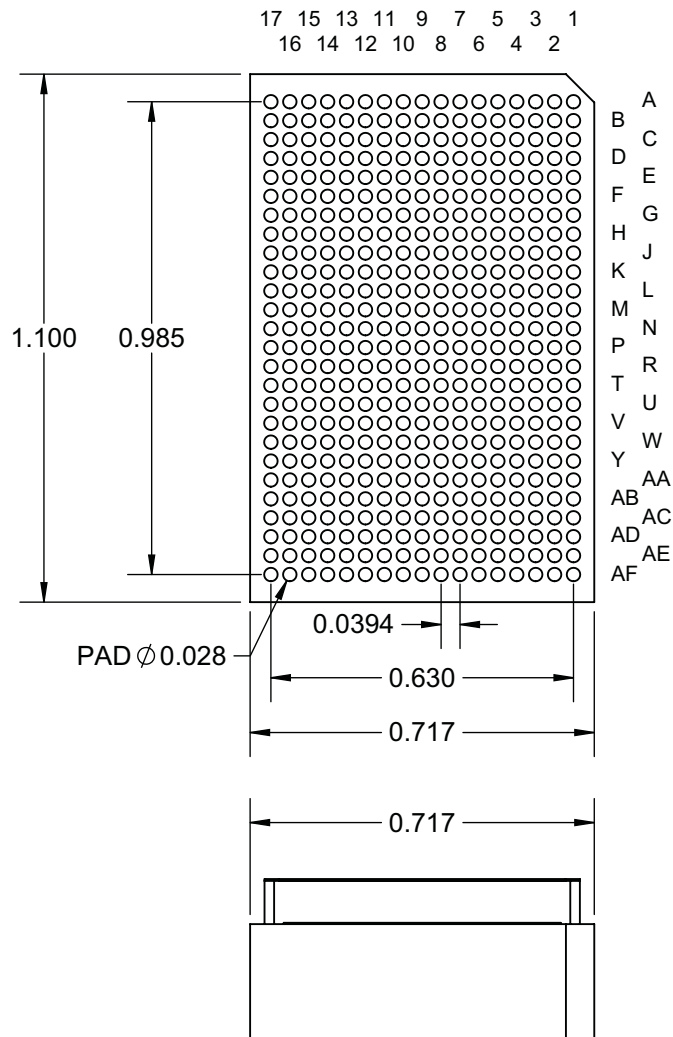


BOTTOM VIEW

SIDE VIEW

TOP VIEW WITH LID




- Notes: (Unless Otherwise Specified).
- 1) DIMENSIONS ARE INCHES.
 - 2) SHOWN WITHOUT COLUMNS.
 - 3) SHOWN WITH LID COVER ATTACHED.
 - 4) PART NUMBER CLGA441T1.0-17x26.

PART NUMBER OPTIONS			
PART NUMBER	DUMMY DIE	SOLDER PIN	LID
CLGA441T1.0-17x26	YES	NONE	YES


APPROVALS	DATE	TopLine®		
DRAWN T. Au	02/19/2020			
ENG M. Hart	02/19/2020	TITLE CLGA441T1.0-17x26 DUMMY COLUMN GRID ARRAY		
MFG		SCALE 2.5:1	SIZE A	DRAWING NO. 160073
QA				REV A
CUST				
REVISED		DO NOT SCALE DRAWING		SHEET 1 OF 3

DAISY CHAIN PATTERN

COLUMN (PAD) VIEW



BOTTOM X-RAY VIEWED FROM TOP



TopLine[®]

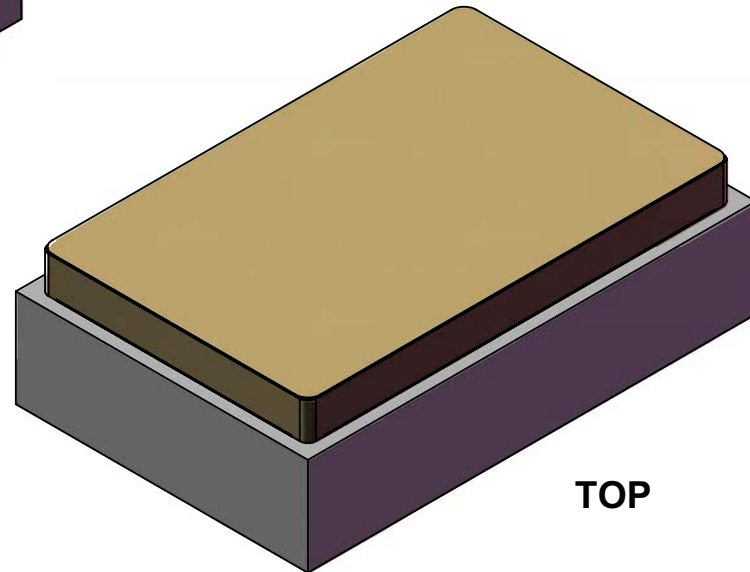
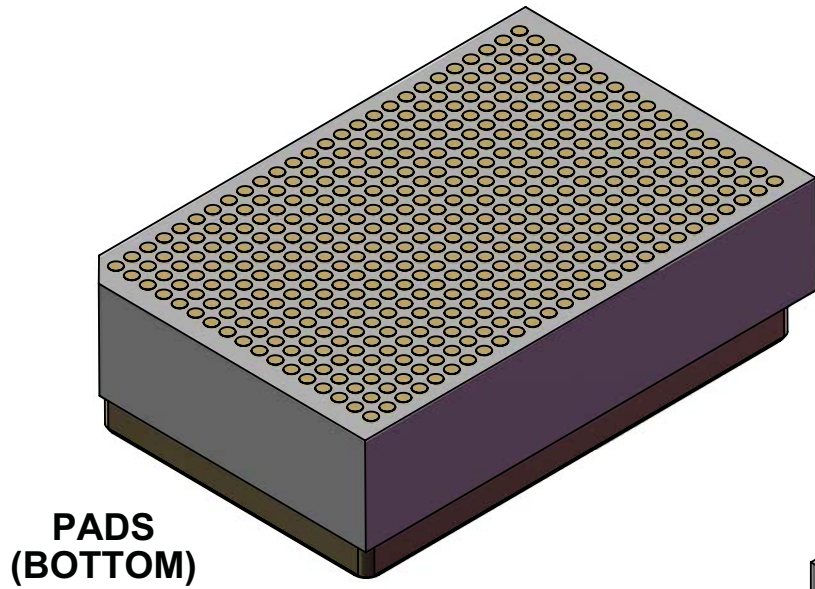
TITLE CLGA441T1.0-17x26
DUMMY COLUMN GRID ARRAY

SCALE 4:1	SIZE A	DRAWING NO. 160073	REV A
--------------	-----------	-----------------------	----------

DO NOT SCALE DRAWING

SHEET 2 OF 3

MODEL
CLGA441T1.0-17x26
LID/COVER ATTACHED



TopLine[®]			
TITLE CLGA441T1.0-17x26 DUMMY COLUMN GRID ARRAY			
SCALE	SIZE	DRAWING NO.	REV
3:1	A	160073	A
DO NOT SCALE DRAWING			SHEET 3 OF 3