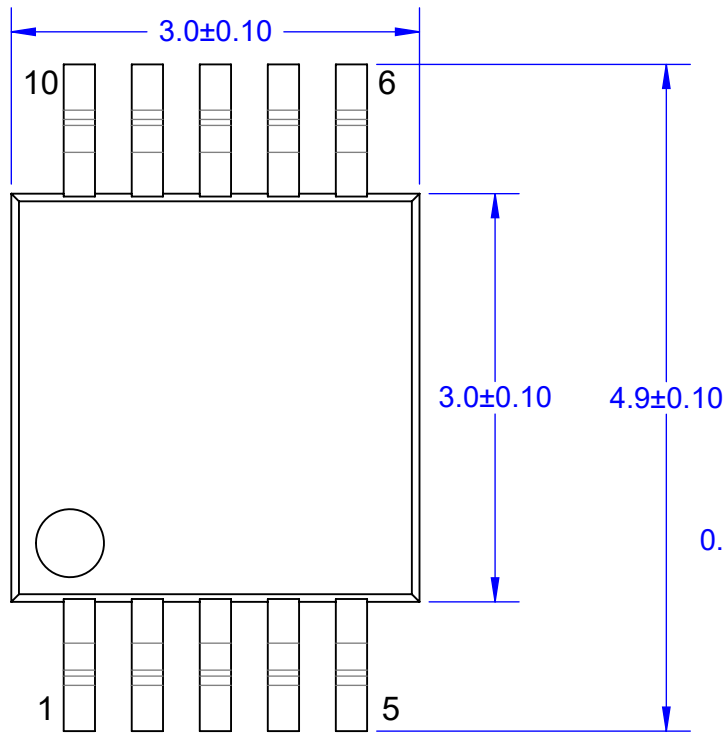
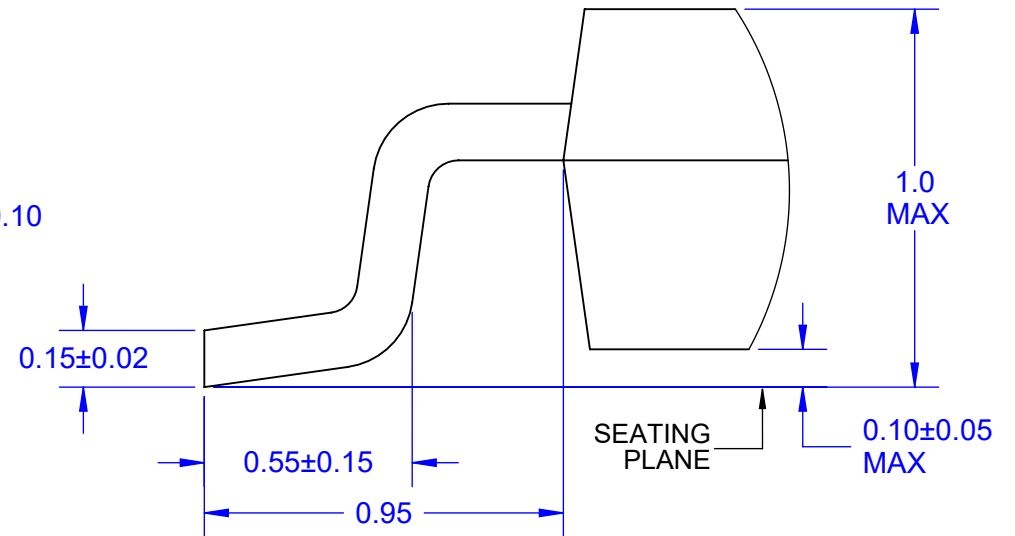


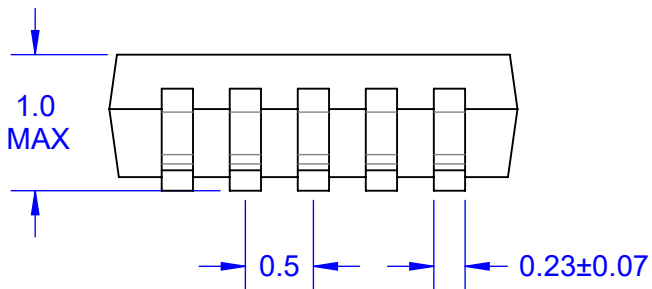
TOP VIEW



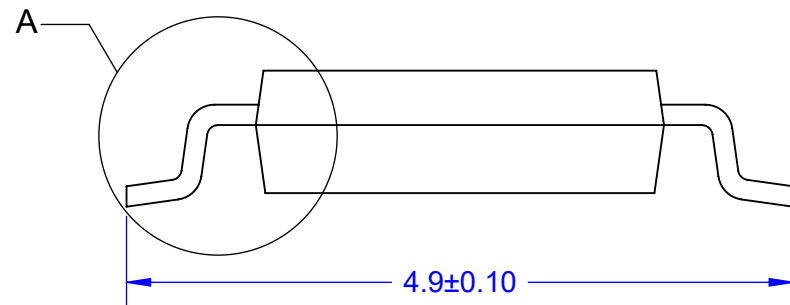
DETAIL A



SIDE VIEW



END VIEW

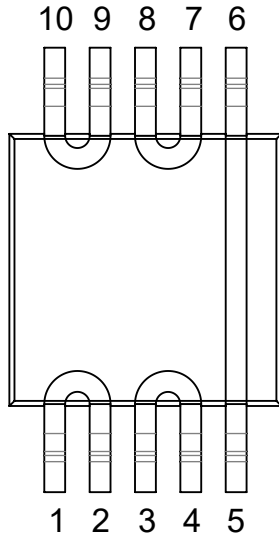


Notes: (Unless Otherwise Specified)


1. DIMENSIONS ARE IN mm.
2. SEE DAISY CHAIN JUMPER DIAGRAMS (PAGE 2).
3. SEE PART NUMBER CONFIGURATION (PAGE 3).
4. RECOMMENDED PC BOARD LAYOUT PATTERN (PAGE 5).

APPROVALS	DATE	TopLine®			
DRAWN T. Au	03/03/16				
ENG M. Hart	03/03/16	TITLE MSOP10 OUTLINE PACKAGE			
MFG		SCALE	SIZE	DRAWING NO.	REV
QA		18:1	A	121030	A
CUST		DO NOT SCALE DRAWING			SHEET 1 OF 6
REVISED					

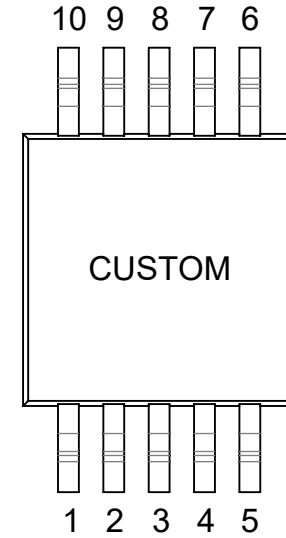
INTERNAL WIRING CIRCUIT (JUMPER) DAISY CHAIN PART NUMBER SUFFIX TOP VIEW



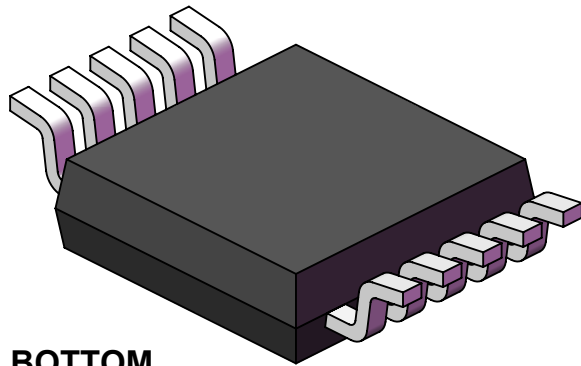
DE
DAISY CHAIN
EVEN



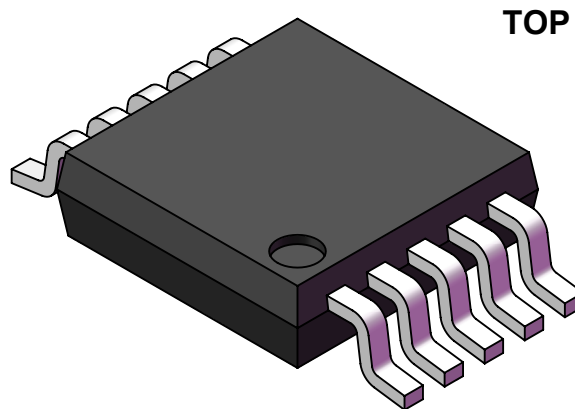
ISO
ISOLATED CIRCUIT
NO INTERNAL
CONNECTIONS



DC##
CUSTOM JUMPER
CONTACT TOPLINE



BOTTOM

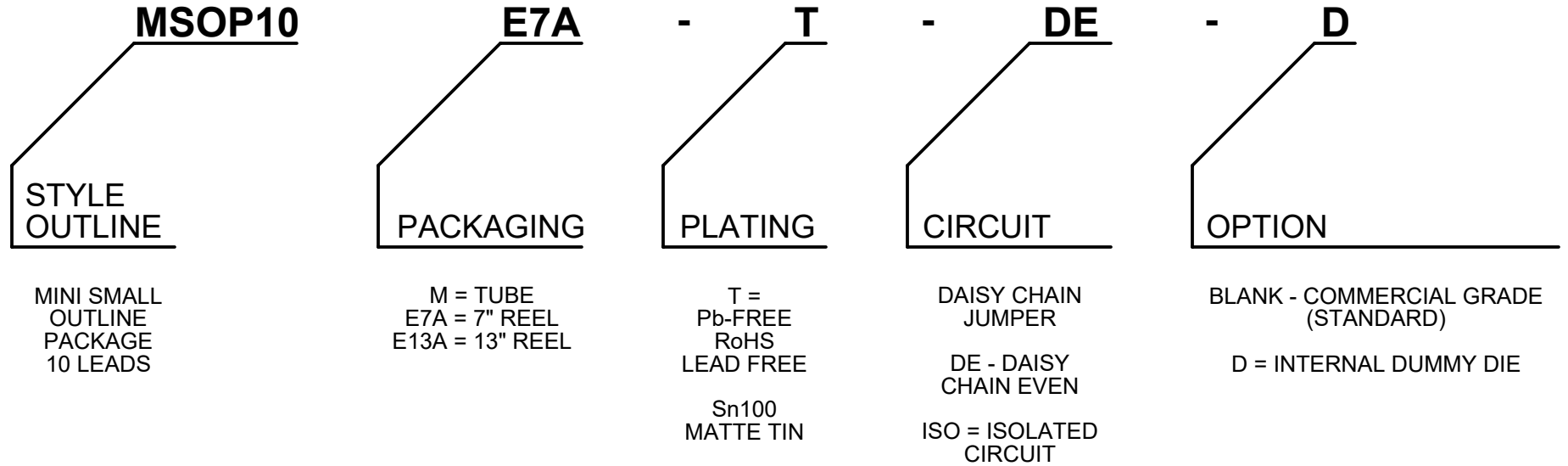


TOP

MODEL

TopLine®			
TITLE		MSOP10 OUTLINE PACKAGE	
SCALE	SIZE	DRAWING NO.	REV
12:1	A	121030	A
DO NOT SCALE DRAWING			SHEET 2 OF 6

PART NUMBERING SYSTEM

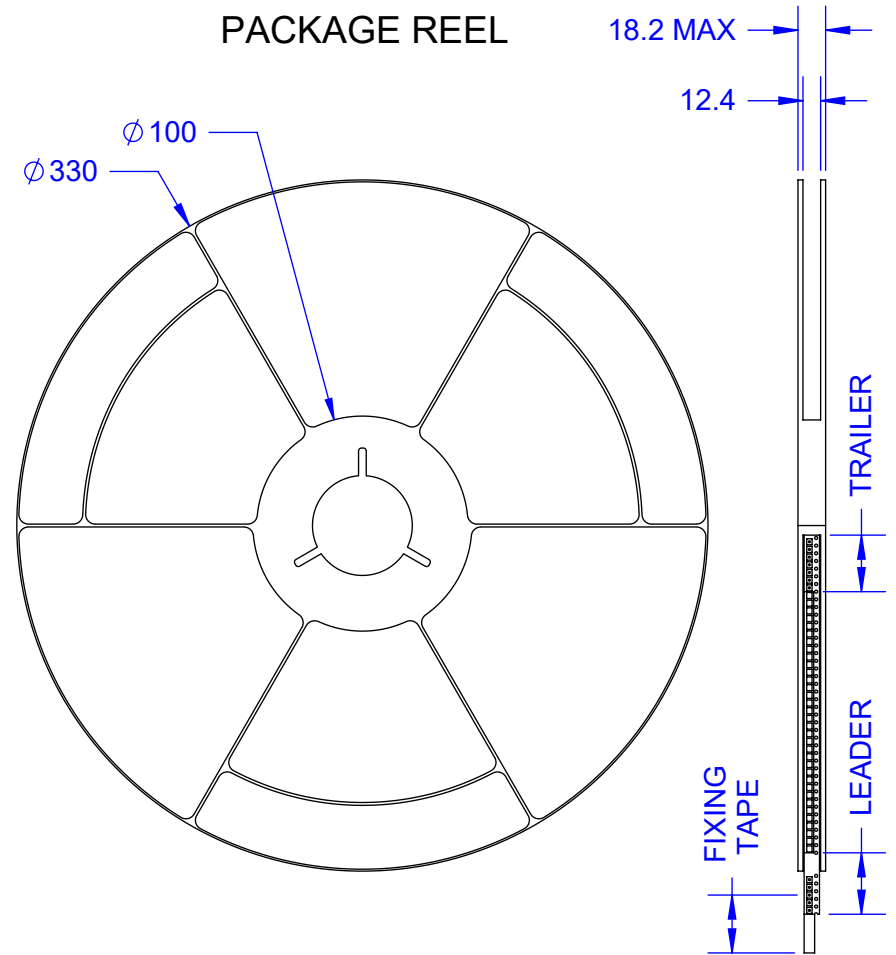
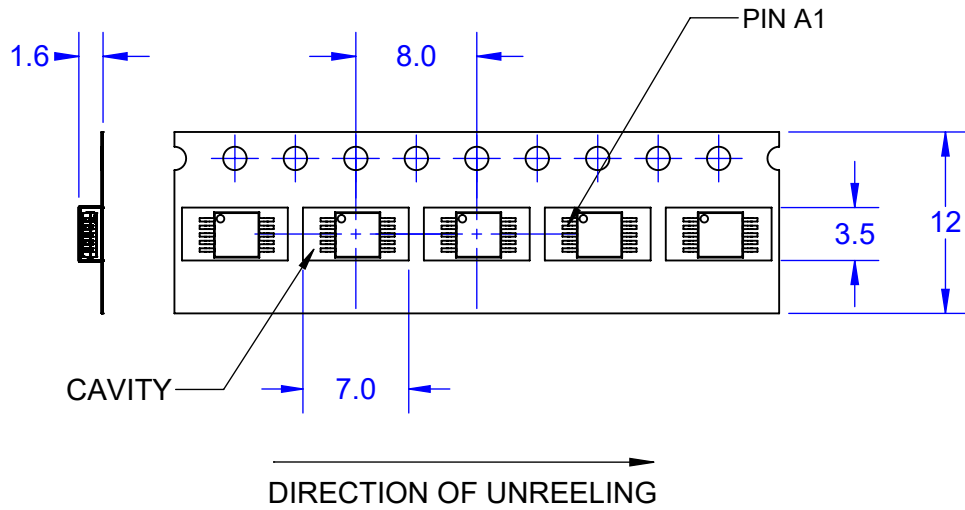


PART NUMBER	SHORTED PINS	NOTES	RoHS Pb-FREE	MSL LEVEL
MSOP10E7A-T	N/A	DUMMY	YES	1
MSOP10E7A-T-ISO	NONE	FULLY ISOLATED	YES	1
MSOP10E7A-T-DE-D	1~2, 3~4 5~6, 7~8, 9~10	5-WIRES	YES	1

TopLine®			
TITLE MSOP10 OUTLINE PACKAGE			
SCALE NONE	SIZE A	DRAWING NO. 121030	REV A
DO NOT SCALE DRAWING			SHEET 3 OF 6

TAPE SPECIFICATION MSOP10 SURFACE MOUNT DEVICE

TAPE DIMENSIONS

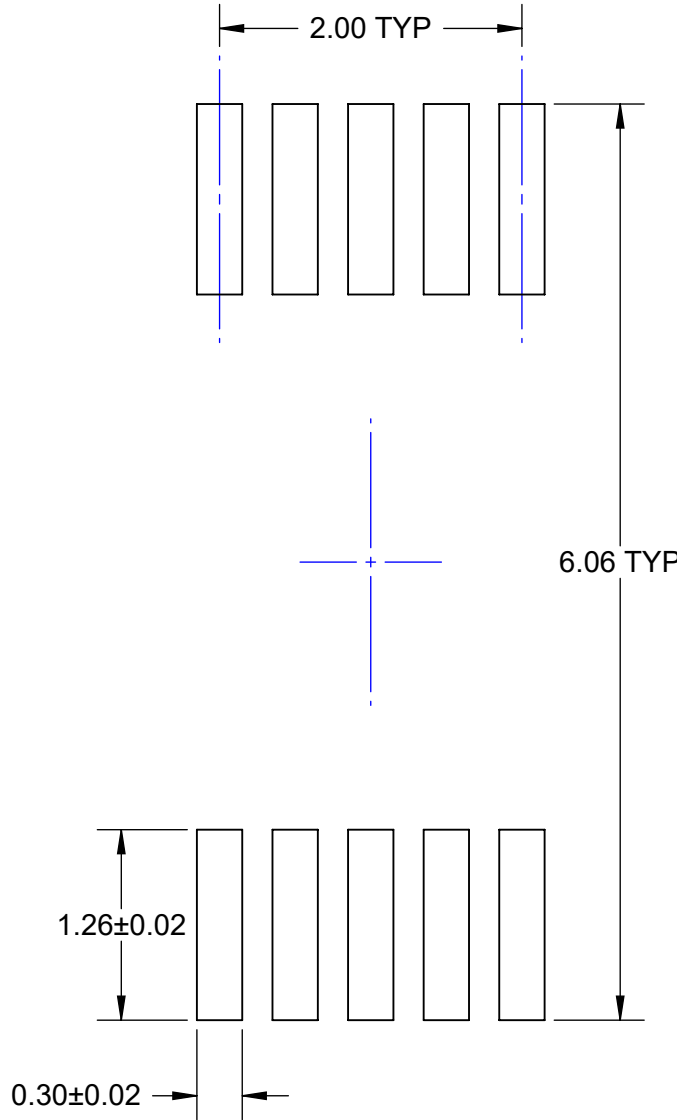


12mm TAPE
1000~2500 PCS

ALL DIMENSIONS IN mm.

TopLine®			
TITLE		MSOP10 OUTLINE PACKAGE	
SCALE	SIZE	DRAWING NO.	REV
2:1	A	121030	A
DO NOT SCALE DRAWING			SHEET 4 OF 6

PCB BOARD LAND PATTERN

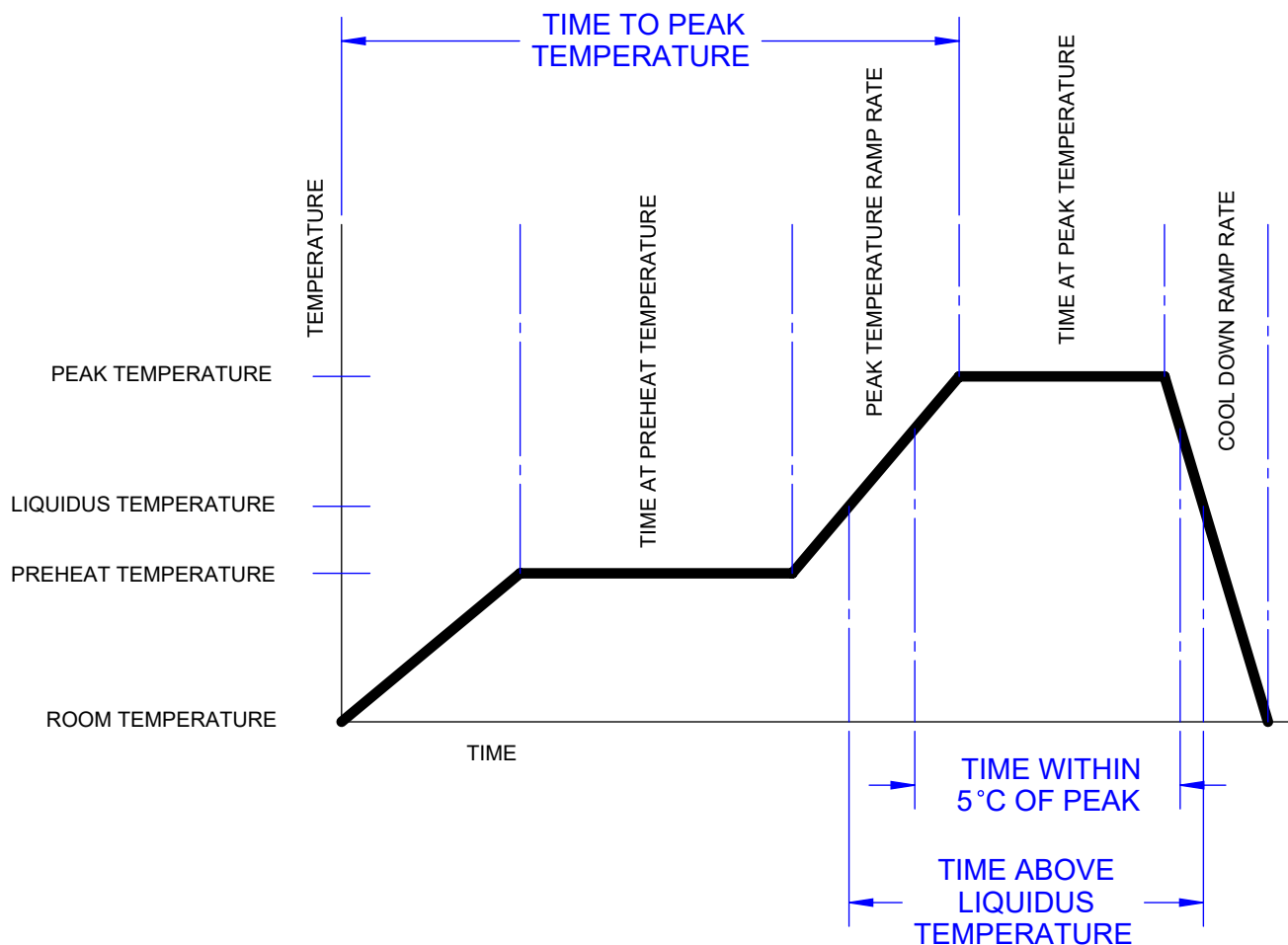


Notes: (Unless Otherwise Specified)

1. DIMENSIONS ARE IN mm.
2. PCB BOARD DIMENSIONS ARE PRESENTED ONLY AS A GUIDELINE.
3. DESIGNERS SHOULD USE THEIR OWN EXPERIENCE WHEN DESIGNING PCB.

TopLine®			
TITLE		MSOP10 OUTLINE PACKAGE	
SCALE	SIZE	DRAWING NO.	REV
20:1	A	121030	A
DO NOT SCALE DRAWING			SHEET 5 OF 6

LEAD FREE REFLOW PROFILE OF SMD PACKAGE



DESCRIPTION	REQUIREMENT
AVERAGE PREHEAT RAMP RATE	3°C /SECOND MAXIMUM
PREHEAT TEMPERATURE	150°C MINIMUM, 200°C MAXIMUM
PREHEAT TIME	60 TO 80 SECONDS
RAMP TO PEAK	3°C /SECOND MAXIMUM
TIME OVER LIQUIDUS (217°C)	60 TO 150 SECONDS
PEAK TEMPERATURE	260°C +0/-5°C
TIME WITHING 5°C OF PEAK	20 TO 40 SECONDS
RAMP - COOL DOWN	6°C /SECONDS MAXIMUM
TIME 25°C TO PEAK	6 MINUTES MAXIMUM

TopLine®			
TITLE		MSOP10 OUTLINE PACKAGE	
SCALE	SIZE	DRAWING NO.	REV
NONE	A	121030	A
DO NOT SCALE DRAWING			SHEET 6 OF 6