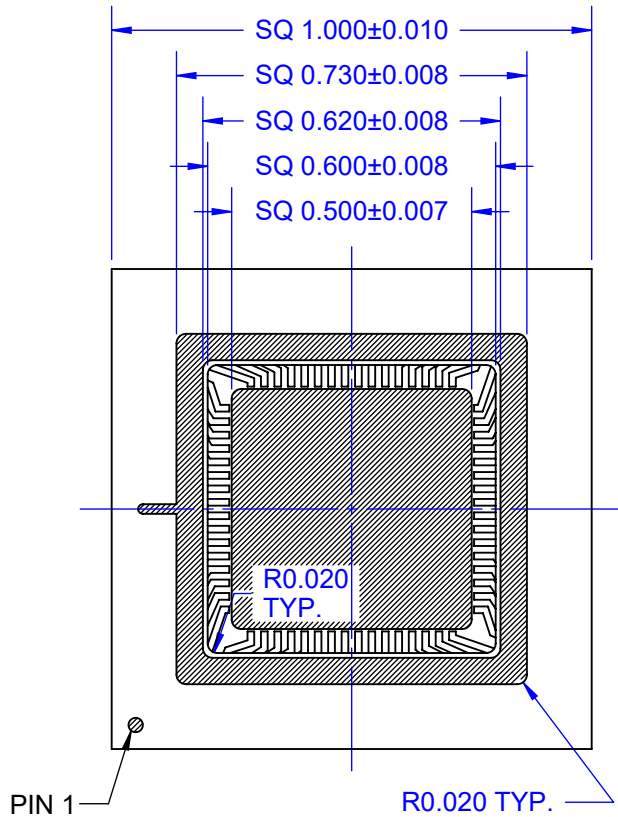
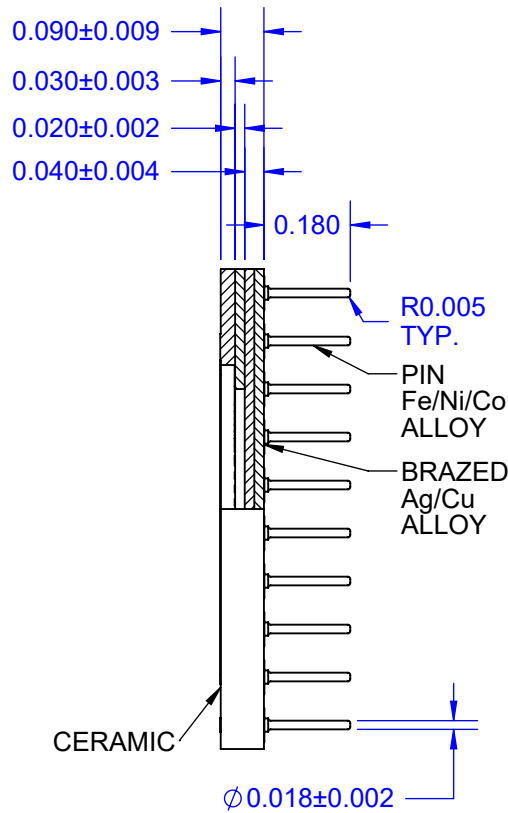


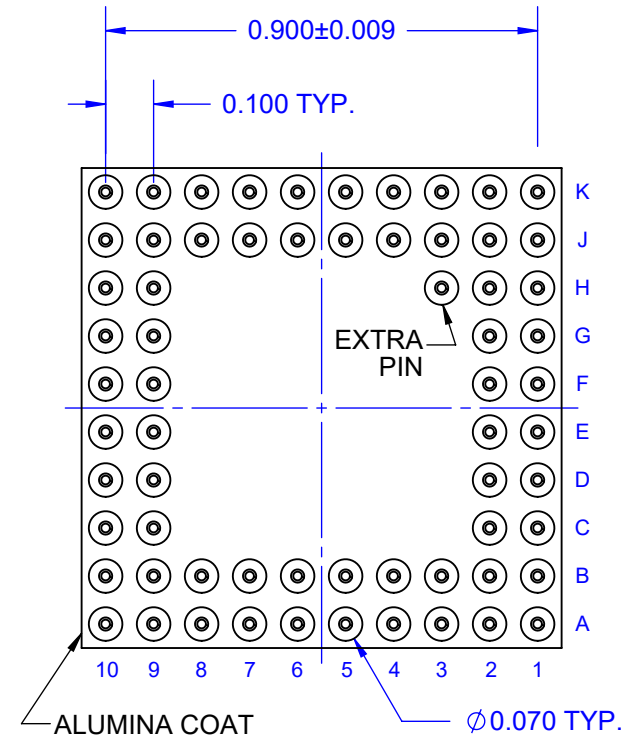
TOP VIEW



SIDE VIEW



BOTTOM VIEW



NOTE: ACTUAL PIN COUNT 65L INCLUDING EXTRA PIN.

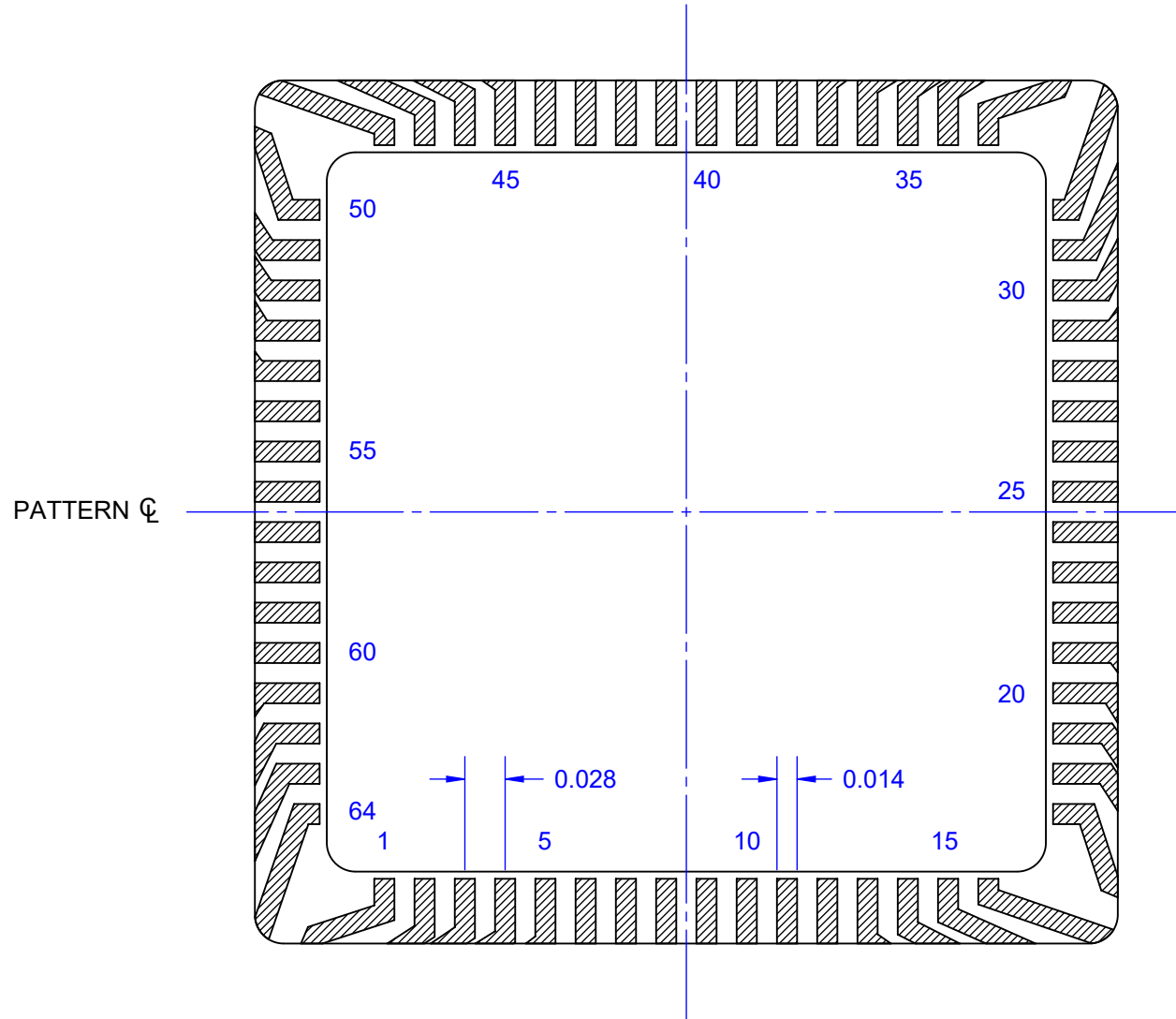
NOTES: (Unless Otherwise Specified).

1. DIMENSIONS IN inches.
2. ALL EXPOSED METAL AND METALLIZED AREA SHALL BE GOLD PLATED. 60 MICRO INCH MIN. THK. OVER NICKEL PLATED.
3. SEAL AREA AND DIE ATTACH AREA SHALL BE ISOLATED.
4. LEAD RESISTANCE: 0.50 OHM MAX.

APPROVALS	DATE	TopLine®			
DRAWN T. Au	05/20/16				
ENG M. Hart	05/20/16	TITLE CPGA64-10x10-N500 CERAMIC PIN GRID ARRAY			
MFG		SCALE 2.5:1	SIZE A	DRAWING NO. 180064	REV A
QA					
CUST					
REVISED		DO NOT SCALE DRAWING			SHEET 1 OF 4

BOND PAD

PATTERN ϕ



TopLine[®]

TITLE CPGA64-10x10-N500
CERAMIC PIN GRID ARRAY

SCALE	SIZE	DRAWING NO.	REV
8:1	A	180064	A

DO NOT SCALE DRAWING

SHEET 2 OF 4

BOND PAD NET LIST

W/B NO.	PIN NO.
1	A1
2	B3
3	A2
4	A3
5	B4
6	A4
7	A5
8	B5
9	A6
10	B6
11	A7
12	B7
13	A8
14	B8
15	A9
16	B9
17	A10
18	C9
19	B10
20	C10

W/B NO.	PIN NO.
21	D9
22	D10
23	E10
24	E9
25	F10
26	F9
27	G10
28	G9
29	H10
30	H9
31	J10
32	J9
33	K10
34	J8
35	K9
36	K8
37	J7
38	K7
39	K6
40	J6

W/B NO.	PIN NO.
41	K5
42	J5
43	K4
44	J4
45	K3
46	J3
47	K2
48	J2
49	K1
50	H2
51	J1
52	H1
53	G2
54	G1
55	F1
56	F2
57	E1
58	E2
59	D1
60	D2

W/B NO.	PIN NO.
61	C1
62	C2
63	B1
64	B2

S/R	NC
D/A	NC
EXTRA PIN (H3)	H2

TopLine®

TITLE CPGA64-10x10-N500
CERAMIC PIN GRID ARRAY

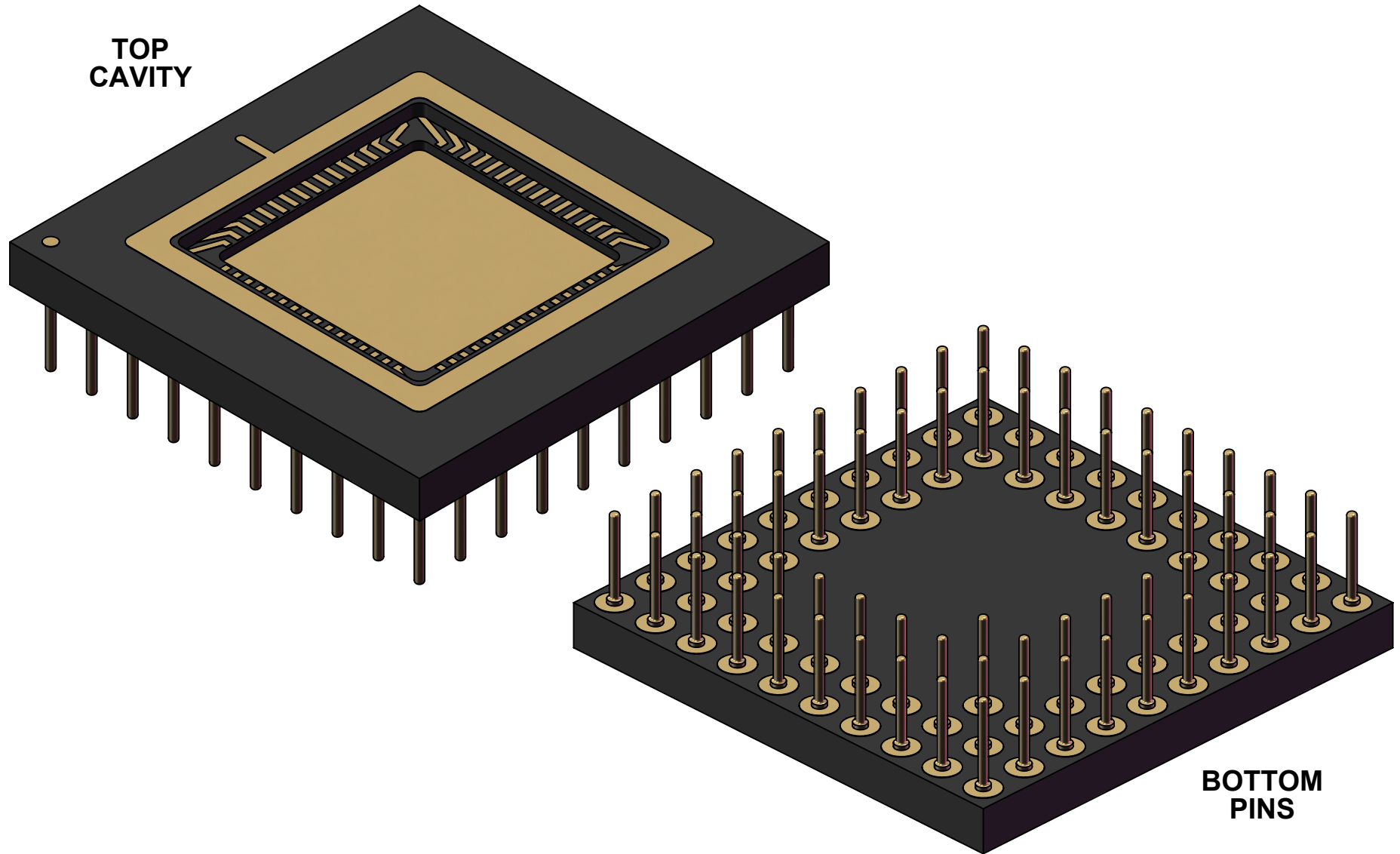
SCALE NONE	SIZE A	DRAWING NO. 180064	REV A
---------------	-----------	-----------------------	----------

DO NOT SCALE DRAWING

SHEET 3 OF 4

MODEL

TOP
CAVITY



BOTTOM
PINS

TopLine[®]

TITLE CPGA64-10x10-N500
CERAMIC PIN GRID ARRAY

SCALE 4:1	SIZE A	DRAWING NO. 180064	REV A
--------------	-----------	-----------------------	----------

DO NOT SCALE DRAWING

SHEET 4 OF 4