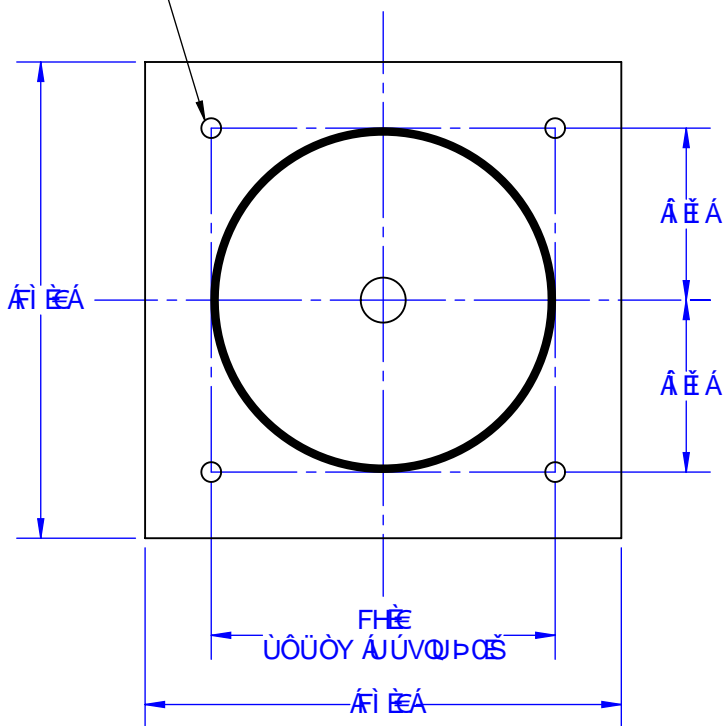
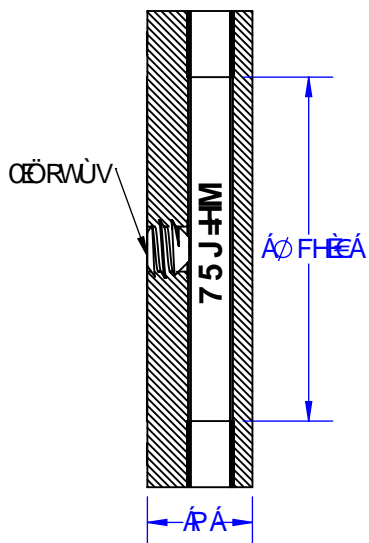


ÚVÝŠĚ  
 ÚOUY PUSO  
 UUVWPS

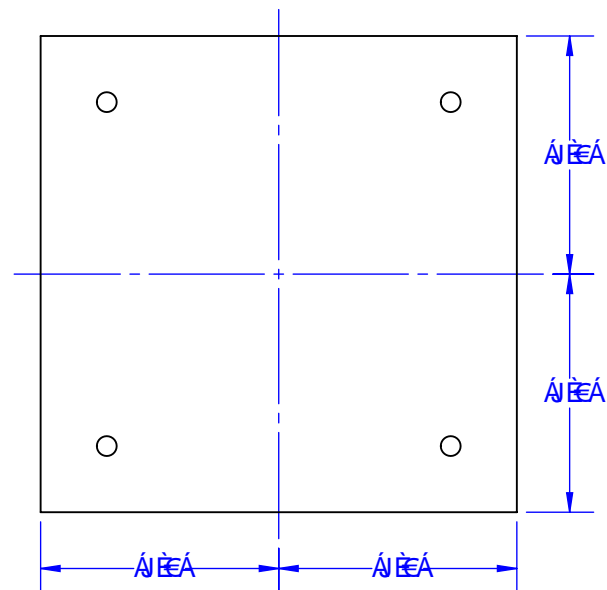
HCD



G-89



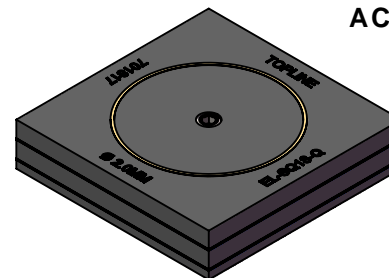
6 CHCA  
 FBCH9 &L



**8 = A9BGCB 5 B8 K 9 < H'FA 5 GGLH5 6 @**

<9 <H ±\$) a a	D76 A5 GG BCA	HI B; GH9B'65 @G-B'75 J #M				HcJ D-8 A5 GG	G7 F9K 58 >I GH	G7 F9K <9L <958
		∅ OOE	ÚA/A	ÚVÝ	T OEU			
I E {	FÍ *	FĚ {	ĚF *	Í Gd I	FĚ *	I Ě *	Ě Í	Ě Ě
I Ě {	Ě *	Ě {	Ě H *	G dGJ	Ě *	I Ě *	I Ě €	Ě €
I Ě {	GF *	Ě {	Ě G *	Ged GF	Ě *	I Ě *	ĚHG	FĚ Í
I Ě {	G *	Ě {	Ě H *	FÍ dFÍ	Ě *	Ě *	ĚHG	FĚ Í

AC89 @



I "G"D5 H9 BH- 3 & / 4) ' 6 %  
 CH<9 F 'D5 H9 BHG'D9 B8 -B;

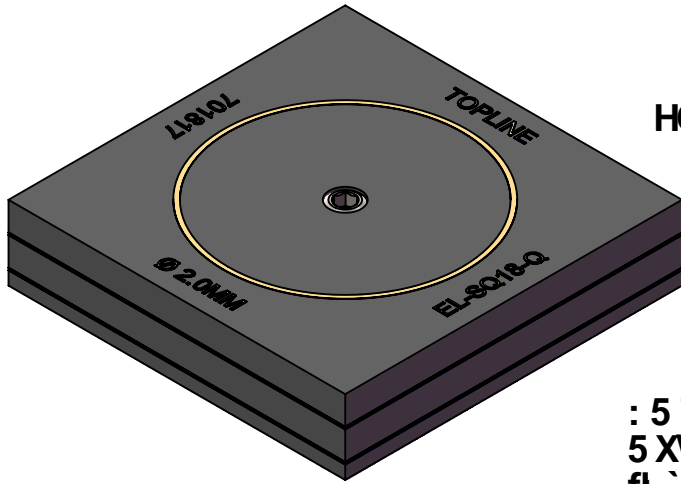
PUVOUKV...AJ@: a^AJ]^aa^aE  
 AEQ OPUPUA A { E

PUVOUKV...AJ@: a^AJ]^aa^aE  
 AUAUOUY AUUD  
 AUAUOUY AUUD  
 AUAVUVUT

UEUSOEWP APUVOUK  
 O } caA/[ ] Sa^A: [A@] A A^A^&c  
 @A^A^AUA A [^ i A] | ca } E

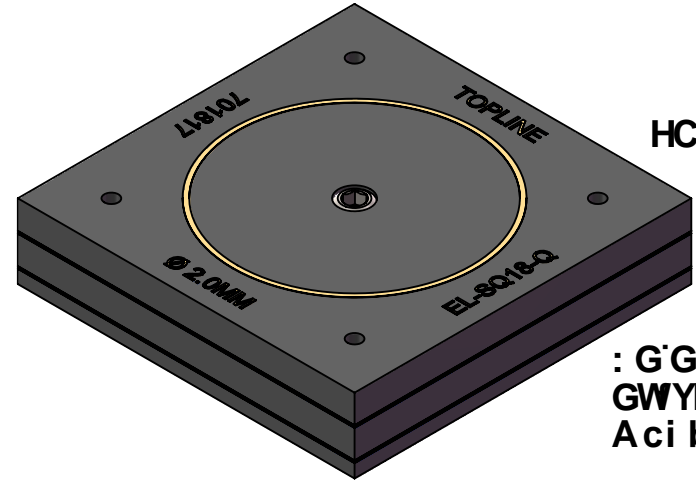
OUUUXASU	OAO	<b>TopLine®</b>			
OUY PAAA VEE	GFGEFJ				
OP TEP#c	GFGEFJ	VAOŠO OŠEU FI EU UOAKOUCE/WPAOCF UOU			
UOE		UOASO HF	UZO OE	OUY OPAUE I E FI FI	UOX OE
OUW					UOXO
UOXO		OUVAVAOSOUY QO			UPON/FAUZH

AC89 @G  
5 HH5 7 < A9BH J5 F 5 H C B G



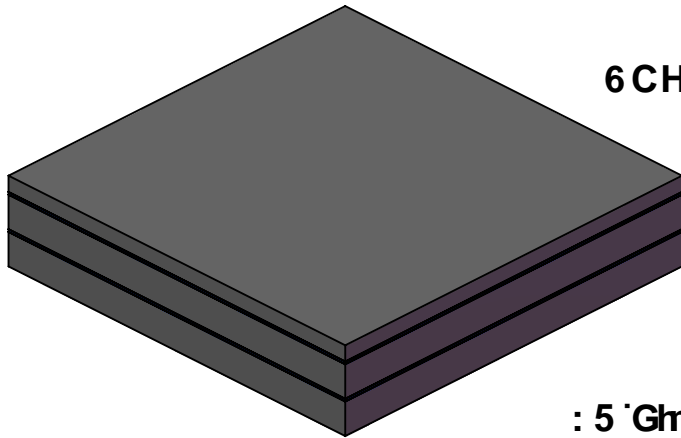
HCD

: 5 'Gm'Y'  
5 X\ Yg|j Y'  
f| `i YŁ



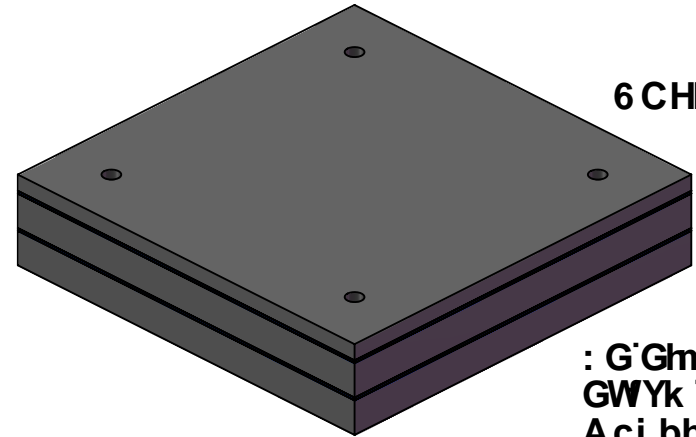
HCD

: G'Gm'Y'  
GWYk '  
Aci bh



6 CHCA

: 5 'Gm'Y'  
5 X\ Yg|j Y'  
f| `i YŁ



6 CHCA

: G'Gm'Y'  
GWYk '  
Aci bh

ΠΥΛΩΔΗ  
ΕΛΑΣΤΙΚΑ ΠΡΟΒΛΗΝΤΑ ΚΑΙ ΑΝΤΙΣΤΗΝΕΣ  
ΕΛΑΣΤΙΚΑ ΠΡΟΒΛΗΝΤΑ ΚΑΙ ΑΝΤΙΣΤΗΝΕΣ


<b>TopLine®</b>			
VARSO QSEUFI E UOAKOUCE/PAOCE UOU			
UOASO <b>HF</b>	UAZO <b>CE</b>	OYAE OAPUE I EFI FI	UOX <b>CE</b>
OYAPUVAUOASO OYAE O		UPON/GAUZHI	

## Part Number System

<u>F</u>	<u>A</u>	<u>2.0</u>	<u>SQ</u>	<u>18x</u>	<u>4.5</u>	<u>A</u>
Series	Mounting on PCB	Tungsten Payload Grams	Exterior Shape	X/Y Size	Height	Version/Option
<p style="text-align: center;"><b><u>Filled</u></b></p> <p>F = FR4 Single Layer</p> <p style="text-align: center;"><b><u>Empty</u></b></p> <p>E = FR4 Case</p>	<p style="text-align: center;"><b><u>Mounting Style</u></b></p> <p>A = Adhesive</p> <p style="text-align: center;">L = LGA</p> <p>NI Au Solderable Bottom Terminal</p> <p>S = SCREW Fastener</p>	<p style="text-align: center;"><u>Code</u>   <u>Grams</u></p> <p><b>1.6</b> = 1.6gm <b>2.0</b> = 2.0gm <b>2.1</b> = 2.1gm <b>2.5</b> = 2.5gm</p> <p style="text-align: center;">Other Mass Available</p>	<p style="text-align: center;"><u>Code</u>   <u>Shape</u></p> <p><b>SQ</b> Square <b>R</b> Rectangle <b>C</b> Cylindrical <b>T</b> Toroid <b>Z</b> Custom</p>	<p style="text-align: center;"><u>Code</u>   <u>Size</u></p> <p>18x = 18mm SQ</p> <p style="text-align: center;">Other Sizes Available</p>	<p style="text-align: center;"><u>Code</u>   <u>Height</u></p> <p>4.0 4.0mm 4.5 4.5mm 5.0 5.0mm 7.5 7.5mm</p> <p style="text-align: center;">Other Sizes Available</p>	<p style="text-align: center;"><u>Code</u>   <u>Version</u></p> <p>A Standard</p> <p style="text-align: center;">Other Version Available</p>

## Order Number

<u>1</u>	<u>1</u>	<u>290</u>	<u>1</u>
DESCRIPTION	Mount Style	Mass (gm) 9 = Decimal	Option Code
<u>Code</u> <u>Description</u>	<u>Code</u> <u>Description</u>	<u>Code</u> <u>MASS</u>	<u>Code</u> <u>Option</u>
<p>1 = Filled PID</p> <p>7 = Empty Pkg</p>	<p>1 = LGA</p> <p>2 = Screw</p> <p>3 = Adhesive</p> <p>9 = Custom</p> <p>0 = Master DWG</p>	<p>196 = 1.6 gm</p> <p><b>290</b> = 2.0 gm</p> <p>291 = 2.1 gm</p> <p>295 = 2.5 gm</p> <p><b>Blank</b> = Empty</p>	<p>1 = Version A</p> <p>2 = Version B</p> <p>3 = Version C</p> <p style="text-align: center;">...</p> <p>9 = Version J</p>

			
ναόςο ΟΣΕΥΩ ΠΙ ΕΩ ΎΦΑΚΩ ΟΥ ΕΩ ΠΑΘΕΤ ΎΟΎ			
ΎΟΑΣΟ ΠΥΠΟ	ΎΑΟ Ε	ΟΎΑΥ ΕΘΑΥΕ Ϊ ΕΠΙ ΠΙ	ΎΟΧ Ε
ΟΥ ΑΥ ΝΑΎΟΑΣΟΑΎΟΥ ΕΘ			ΎΠΟΎΝΑΎΑΎΑΎΗ