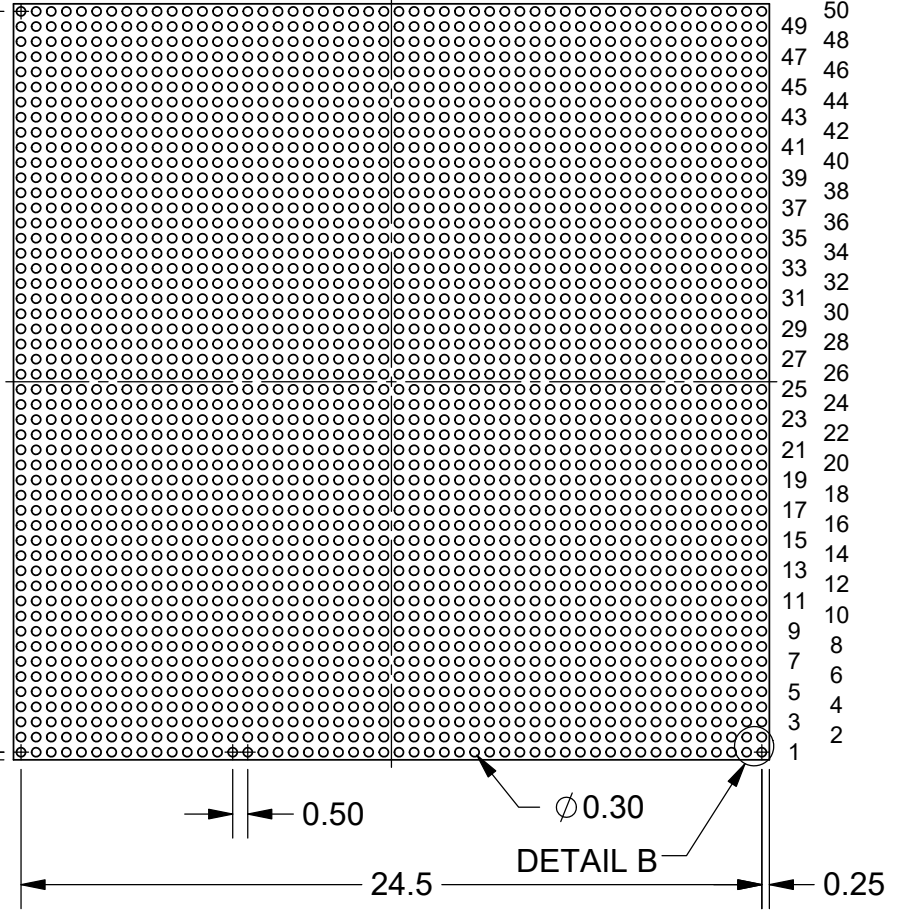
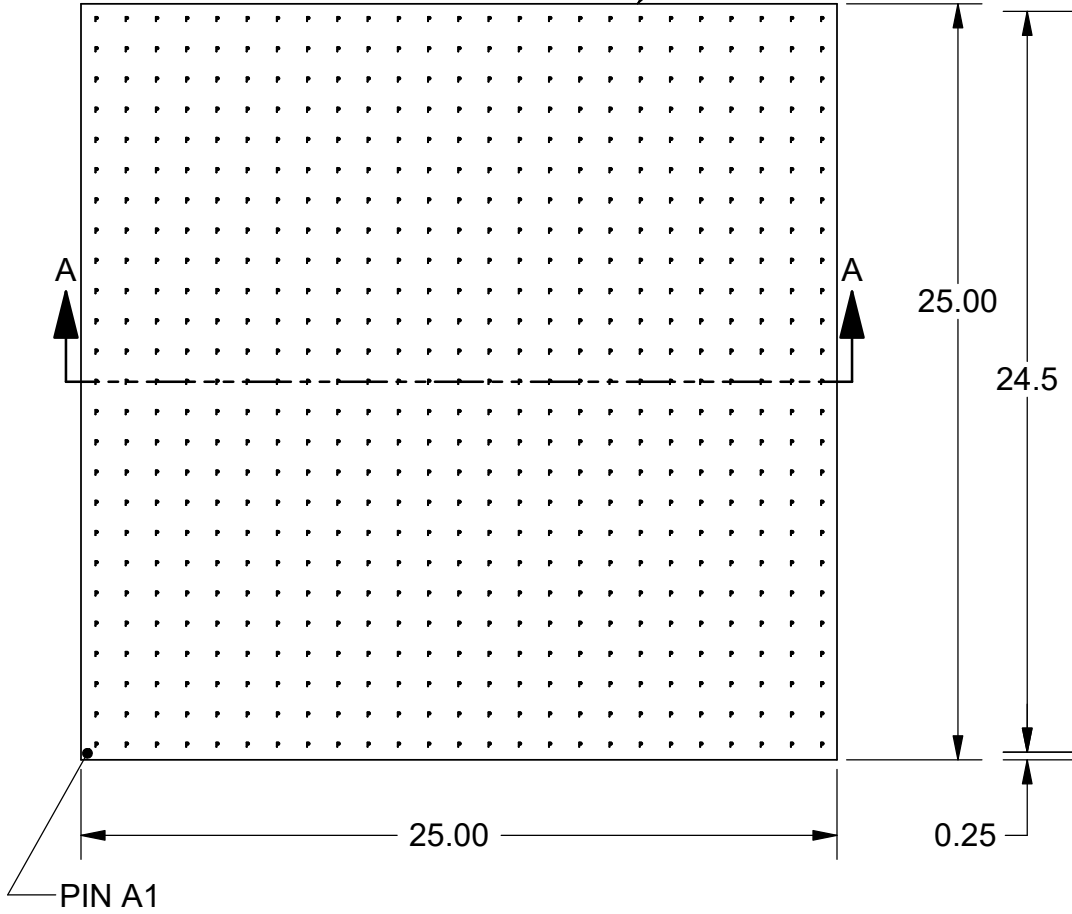


TOP VIEW

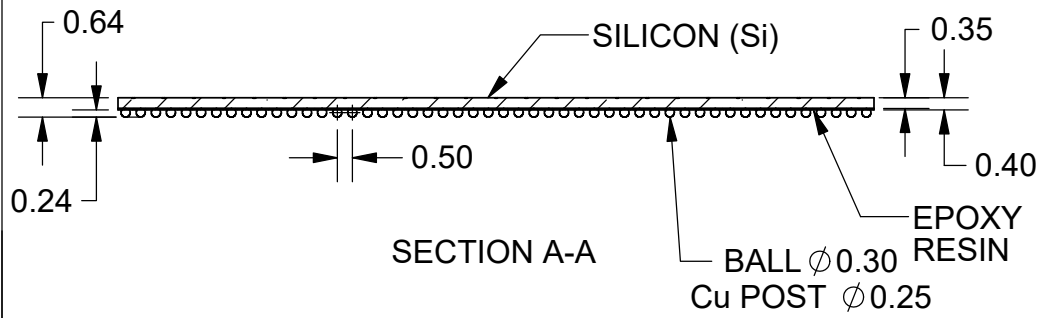
PAD VIEW

SILICON (Si)

BK BH BF BD BB AY AV AT AP AM AK AH AF AD AB Y V T P M K H F D B
 BJ BG BE BC BA AW AU AR AN AL AJ AG AE AC AA W U R N L J G E C A



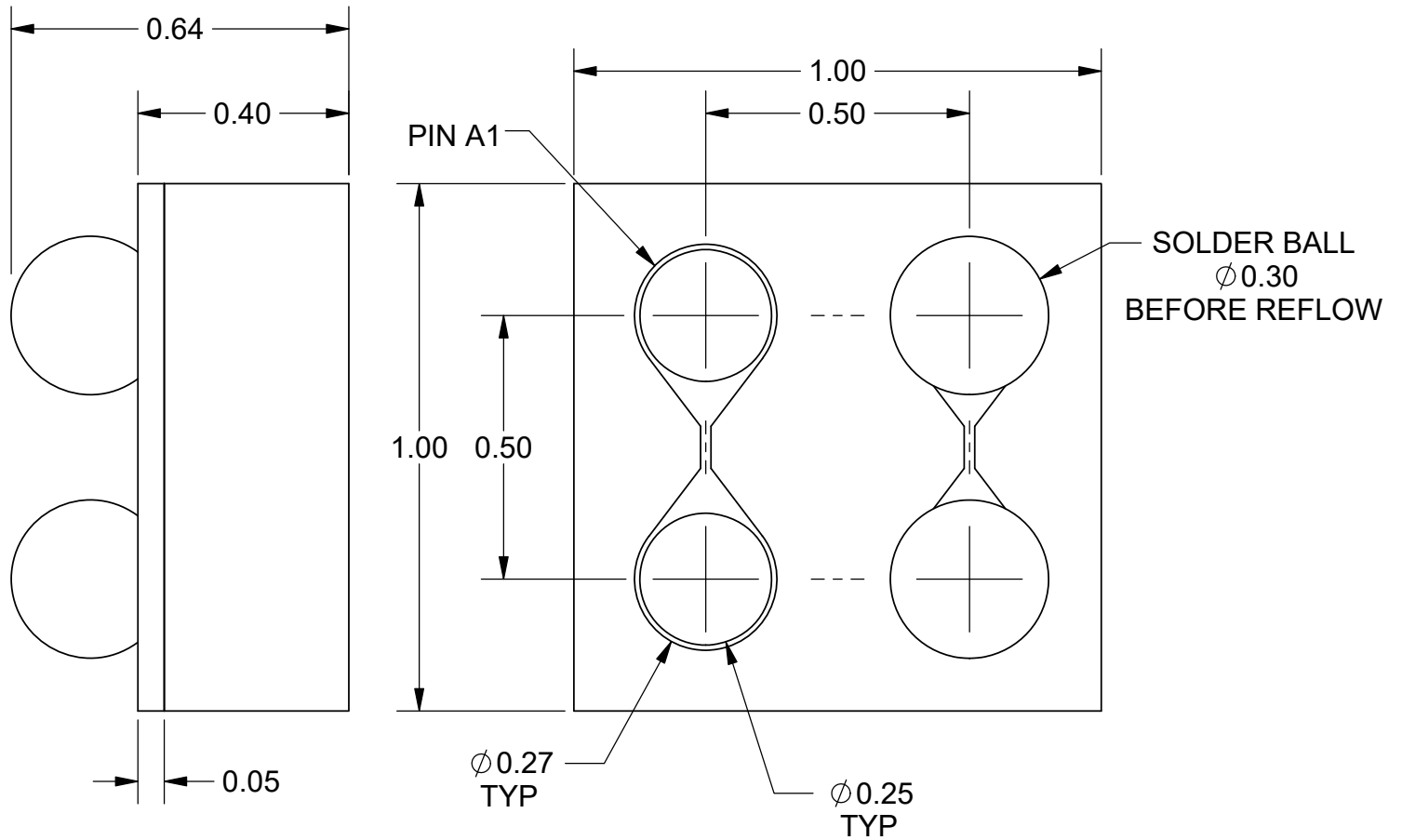
50
49
48
47
46
45
44
43
42
41
40
39
38
37
36
35
34
33
32
31
30
29
28
27
26
25
24
23
22
21
20
19
18
17
16
15
14
13
12
11
10
9
8
7
6
5
4
3
2
1



- Notes: (Unless Otherwise Specified).
 1) ALL DIMENSIONS ARE IN MM.
 2) PAD ALLOY: Cu (50 µm THICK).
 3) PAD Cu DIAMETER 0.25mm.
 4) SOLDER BALL ALLOY: SAC305.
 5) DAISY CHAIN PATTERN (SEE PAGE 3/4).

TOLERANCE UNLESS NOTED		APPROVALS		DATE						
X.X	+/- 0.1	DRAWN J. Hines		12/9/2018						
X.XX	+/- 0.05	ENG M. Hart		12/9/2018		TITLE WLP2500T.5C-DC507D				
X.XXX	+/- 0.025	MFG				2500-L P=0.5mm				
ANGLES +/- 0.5°		THIRD ANGLE PROJECTION		SCALE 4:1		SIZE A		DRAWING NO. 555070		REV A
ALL DIMENSIONS IN		THIRD ANGLE PROJECTION		REVISED		DO NOT SCALE DRAWING		SHEET 1 OF 5		
<input type="checkbox"/> INCHES <input checked="" type="checkbox"/> MILLIMETERS										

DETAIL B



TopLine [®]			
TITLE WLP2500T.5C-DC507D 2500-L P=0.5mm			
SCALE 75:1	SIZE A	DRAWING NO. 555070	REV A
DO NOT SCALE DRAWING			SHEET 2 OF 5

DAISY CHAIN PATTERN PAD VIEW

BK BH BF BD BB AY AV AT AP AM AK AH AF AD AB Y V T P M K H F D B
BJ BG BE BC BA AW AU AR AN AL AJ AG AE AC AA W U R N L J G E C A



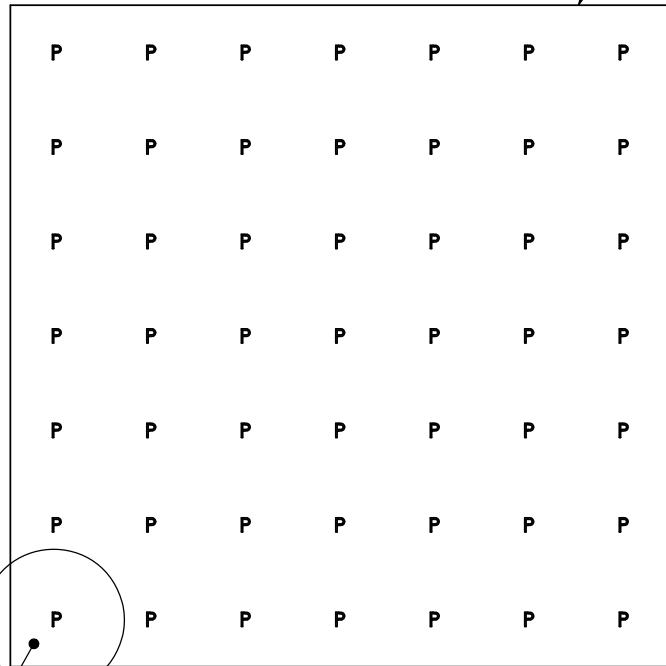
TopLine [®]			
TITLE WLP2500T.5C-DC507D 2500-L P=0.5mm			
SCALE 6:1	SIZE A	DRAWING NO. 555070	REV A
DO NOT SCALE DRAWING			SHEET 3 OF 5

TOP VIEW

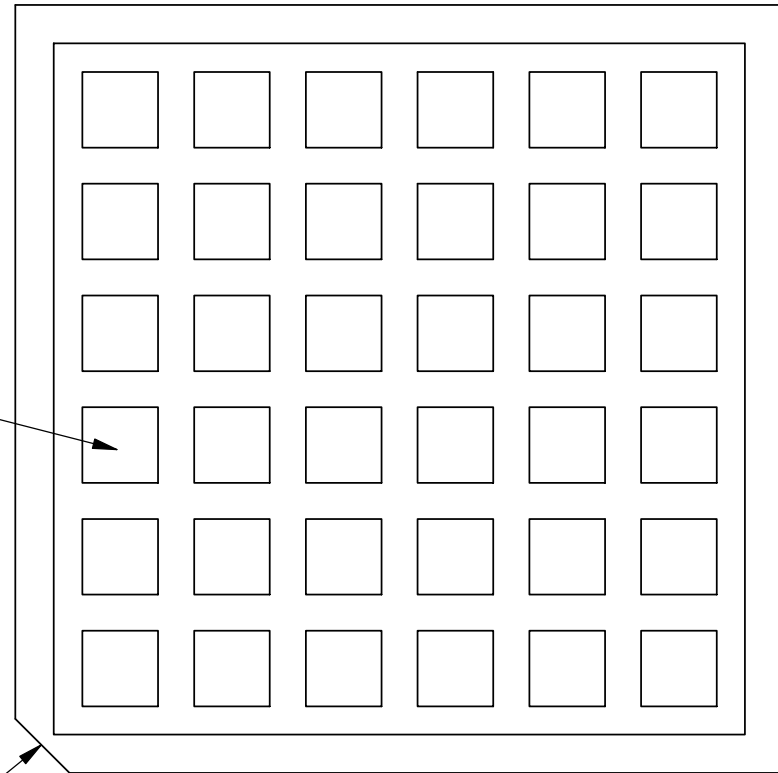
WLP ORIENTATION
WAFFLE PACK

TYPICAL WAFFLE PACK
IC CHIP TRAY
SCALE = 2:1

SILICON (Si)



EXAMPLE ORIENTATION
OF MARKINGS ON WLP

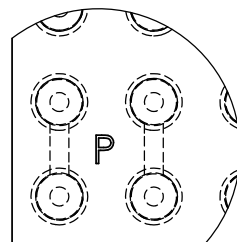


NUMBER OF POCKETS WILL CHANGE
BASED ON THE SIZE OF THE WLP CHIP

PIN 1
CHAMFER

Notes: (Unless Otherwise Specified).

- 1) EXAMPLE OF TOP SIDE LASER MARKING.
- 2) ORIENT LETTERS FOR LOCATION OF PIN A1 CORNER.
- 3) ALLOWABLE LETTER MARKING: A, F, T, M, L, Y, AND P.
- 4) SINGLE LETTER IS REPEATED MULTIPLE TIMES ACROSS TOP SIDE.
- 5) DAISY CHAIN IS HIDDEN UNDER RESIN ON BALL SIZE.
- 6) TOP SIDE DOES NOT HAVE A DOT FOR LOCATION OF PIN A1.
- 7) LETTERS ARE NOT MARKED ON BOTTOM (BALL) SIDE.



DAISY CHAIN
ORIENTATION

DETAIL C
SCALE 25 : 1

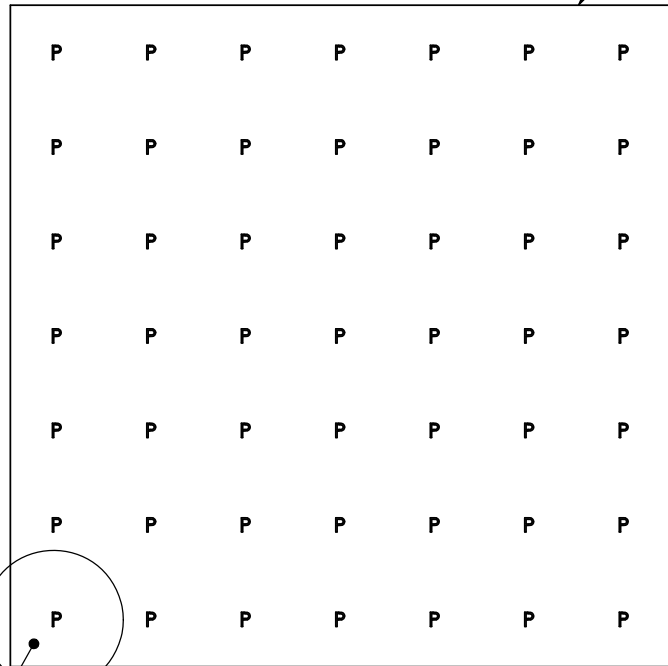
MARKING CODE	
PITCH	LETTER
0.3MM	A
0.4MM	A OR F
0.5MM	A OR P

* SUBJECT TO CHANGE

TopLine [®]			
TITLE WLP2500T.5C-DC507D 2500-L P=0.5mm			
SCALE 12.5:1	SIZE A	DRAWING NO. 555070	REV A
DO NOT SCALE DRAWING		SHEET 4 OF 5	

WLP ORIENTATION
TAPE AND REEL

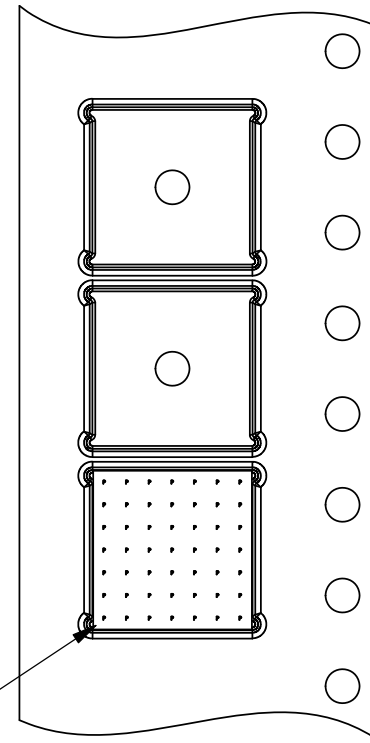
TOP VIEW



SILICON (Si)

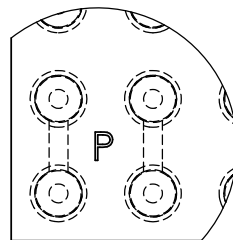
PIN 1
D

EXAMPLE ORIENTATION
OF MARKINGS ON WLP



PIN 1

DIRECTION OF FEED



DAISY CHAIN
ORIENTATION

DETAIL D
SCALE 25 : 1

Notes: (Unless Otherwise Specified).

- 1) EXAMPLE OF TOP SIDE LASER MARKING.
- 2) ORIENT LETTERS FOR LOCATION OF PIN A1 CORNER.
- 3) ALLOWABLE LETTER MARKING: A, F, T, M, L, Y, AND P.
- 4) SINGLE LETTER IS REPEATED MULTIPLE TIMES ACROSS TOP SIDE.
- 5) DAISY CHAIN IS HIDDEN UNDER RESIN ON BALL SIZE.
- 6) TOP SIDE DOES NOT HAVE A DOT FOR LOCATION OF PIN A1.
- 7) LETTERS ARE NOT MARKED ON BOTTOM (BALL) SIDE.

MARKING CODE	
PITCH	LETTER
0.3MM	A
0.4MM	A OR F
0.5MM	A OR P

* SUBJECT TO CHANGE

TopLine [®]			
TITLE		WLP2500T.5C-DC507D	
		2500-L P=0.5mm	
SCALE	SIZE	DRAWING NO.	REV
12.5:1	A	555070	A
DO NOT SCALE DRAWING			SHEET 5 OF 5