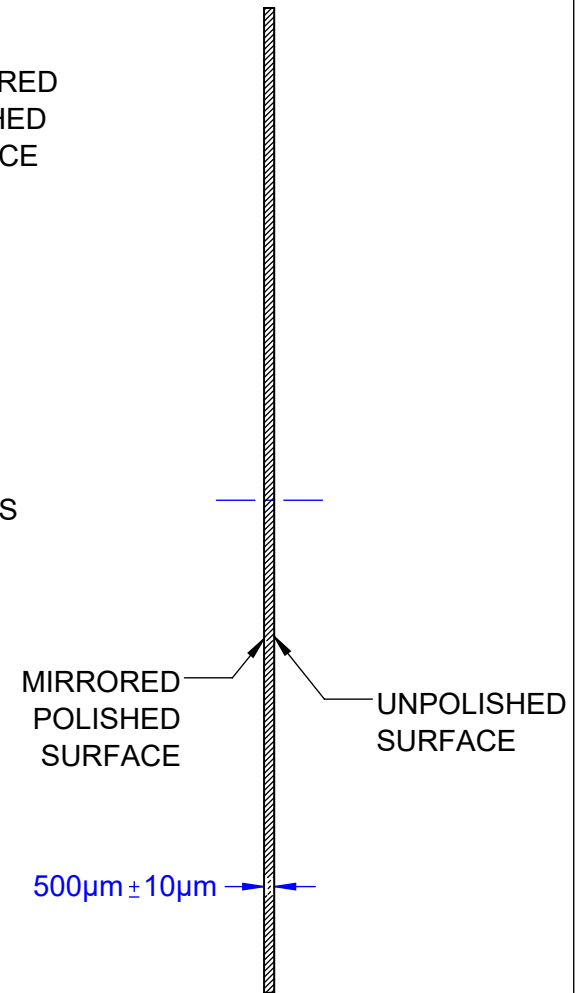


SIDE VIEW

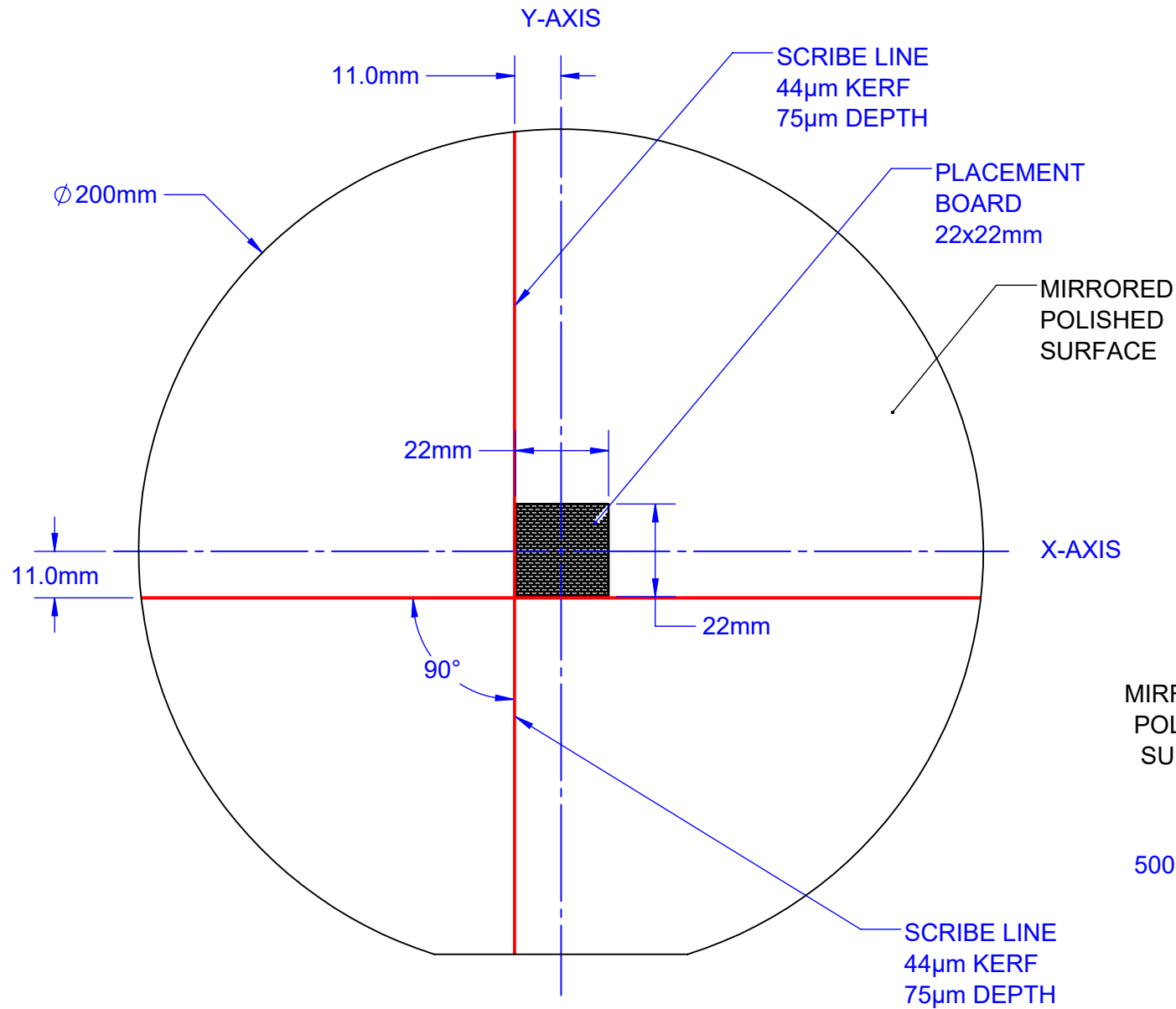


NOTES:

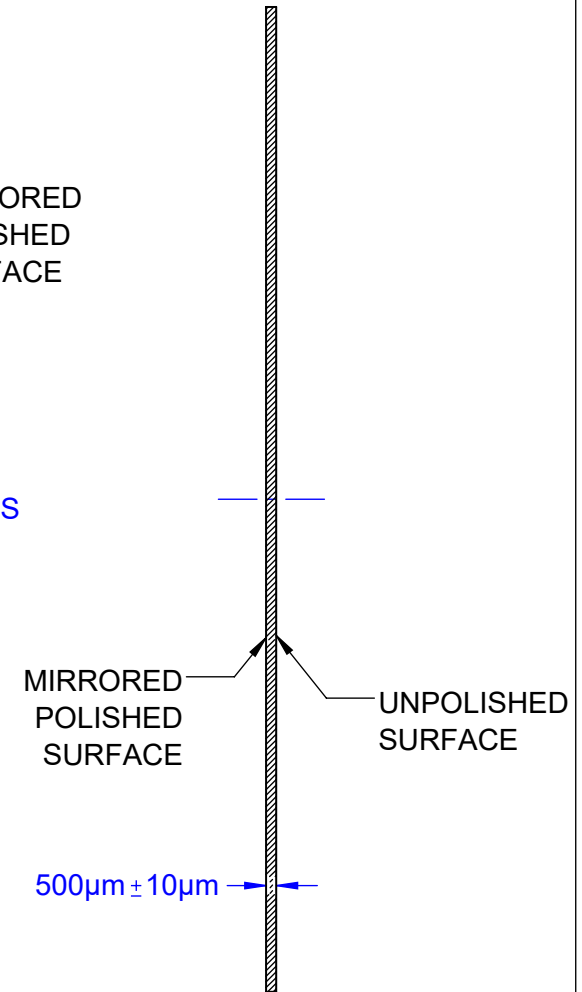
- 1) Dimensions mm or µm.
- 2) DIMENSIONAL TOLERANCE ±25µm.
- 3) SCRIBE ALIGNMENT MARK ACROSS ENTIRE WAFER.

APPROVALS	DATE	TopLine®			
DRAWN T. Au	08/29/2022				
ENG M. Hart	08/29/2022	TITLE WM8-BG500-ALIGN ALIGNMENT WAFER 200mm			
MFG		SCALE	SIZE	DRAWING NO.	REV
QA		2:3	A	174100	B
CUST		DO NOT SCALE DRAWING			SHEET 1 OF 2
REVISED					

SHOWN WITH PLACEMENT BOARD



SIDE VIEW



NOTES:

- 1) Dimensions mm or µm.
- 2) DIMENSIONAL TOLERANCE ±25µm.
- 3) SCRIBE ALIGNMENT MARK ACROSS ENTIRE WAFER.

TopLine®

TITLE WM8-BG500-ALIGN
ALIGNMENT WAFER 200mm

SCALE 2:3	SIZE A	DRAWING NO. 174100	REV B
--------------	-----------	-----------------------	----------

DO NOT SCALE DRAWING

SHEET 2 OF 2