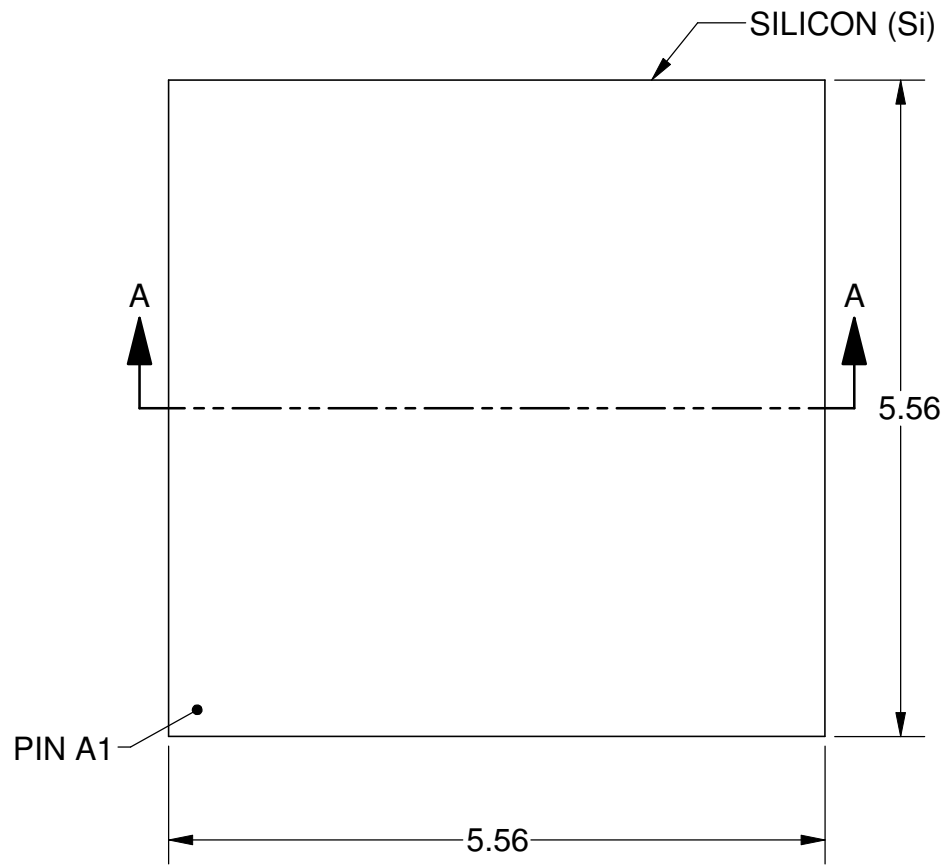
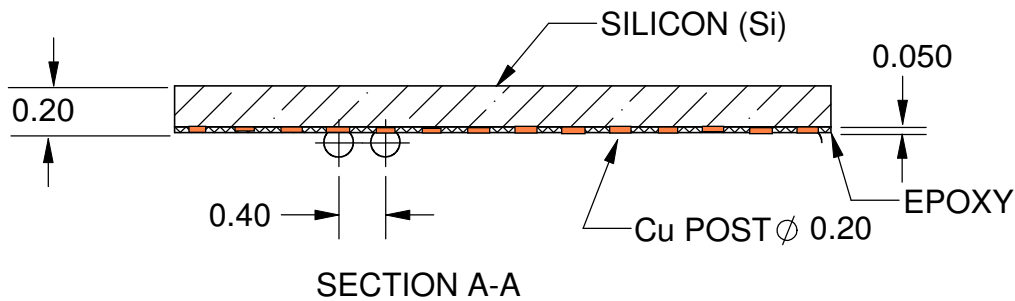
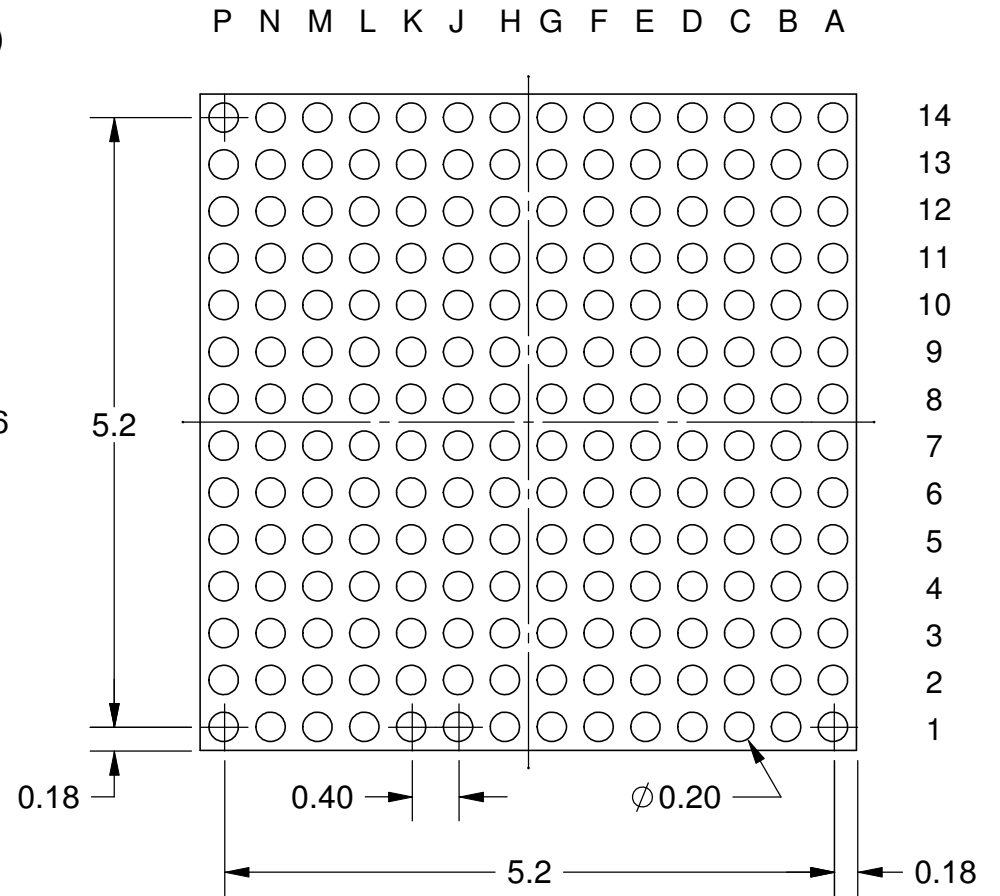


TOP VIEW



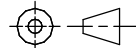
PAD VIEW



Notes: (Unless Otherwise Specified).


- 1) ALL DIMENSIONS ARE IN MM.
- 2) PAD ALLOY: Cu Post (50um Thick)
- 3) PAD Cu DIAMETER: 0.20mm.
- 4) DIE MATERIAL: Si (SILICON).
- 5) DAISY CHAIN PATTERN (SEE PAGE 2).

TOLERANCE UNLESS NOTED		APPROVALS		DATE		TopLine [®]							
X.X	+/- 0.3	DRAWN J. Hines		12/30/2010						TITLE eWLP196T.4-DC148D 196-L P=0.4mm (TEG0408)			
X.XX	+/- 0.03	ENG				SCALE 15.5:1		SIZE A					
X.XXX	+/- 0.003	MFG											
ANGLES +/- 0.5°		QA				DO NOT SCALE DRAWING		SHEET 1 OF 2					
ALL DIMENSIONS IN <input type="checkbox"/> INCHES <input checked="" type="checkbox"/> MILLIMETERS		CUST											
THIRD ANGLE PROJECTION		REVISED											




DAISY CHAIN PATTERN

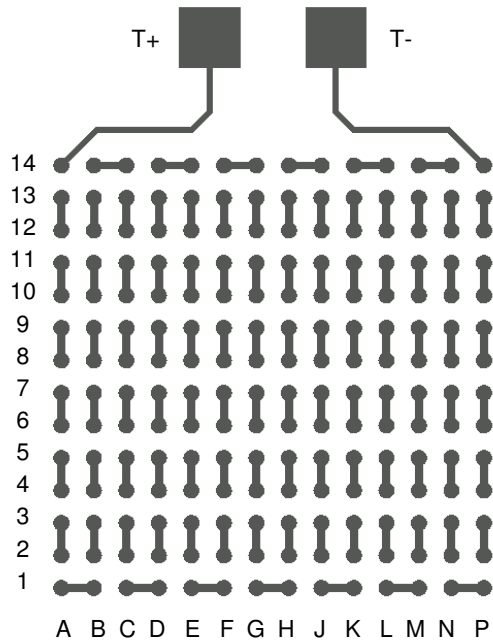
PAD VIEW



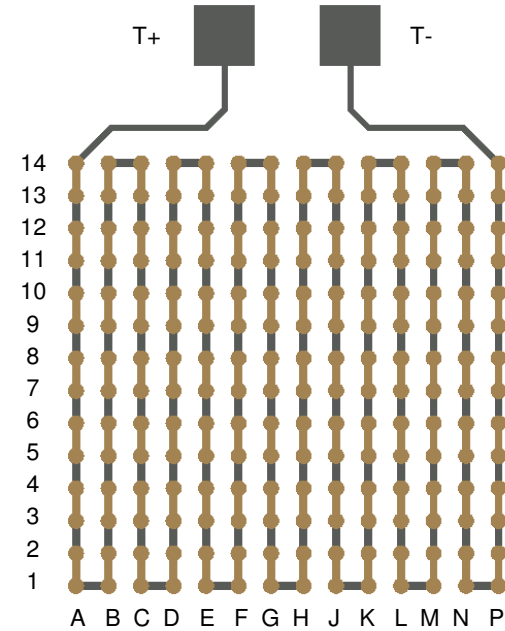
BOTTOM SIDE
(TOP X-RAY VIEW)



TOP VIEW



AFTER MOUNTING
TO TEST BOARD
(TOP X-RAY VIEW)



TEST VEHICLE BOARD

Notes:

- 1) PCB BOARD DIMENSIONS ARE PRESENTED ONLY AS A GUIDELINE. DESIGNERS SHOULD USE THEIR OWN EXPERIENCE WHEN DESIGNING PCB.

TopLine ®			
TITLE eWLP196T.4-DC148D 196-L P=0.4mm (TEG0408)			
SCALE 10.75:1	SIZE A	DRAWING NO. 641480	REV A
DO NOT SCALE DRAWING		SHEET 2 OF 2	