
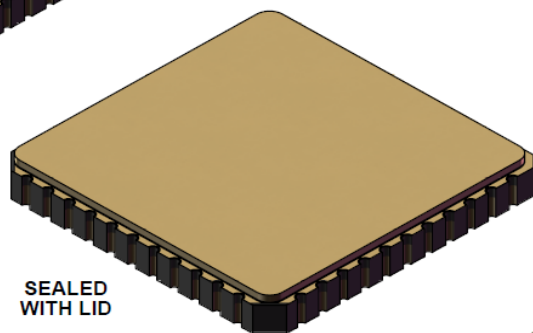
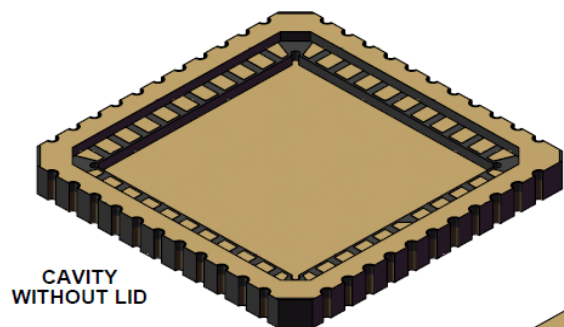


MODELS



TopLine[®]

TITLE **LCC48B40SQ.56-N350**

SCALE 4:1	SIZE A	DRAWING NO. 182088	REV A
--------------	-----------	------------------------------	----------

DO NOT SCALE DRAWING SHEET 4 OF 5